

ONE STOP SOLUTION FOR
ALL HOSPITAL NEEDS

OPHTHALMIC PRODUCTS

Range




QUALITY



TRUST



24 X 7
SERVICE



Follow us on



www.advinhealthcare.com

Ophthalmology Product

1. Ophthalmic Operation Table

✓ Ophthalmic Operation Table.....3

2. Ophthalmic Chair Unit

✓ Ophthalmic Chair Unit.....4

3. Ophthalmoscope

✓ Ophthalmoscope.....5

4. Ophthalmic Cryo Cautery

✓ Ophthalmic Cryo Cautery.....6

5. Ophthalmic Operating Microscope

✓ Ophthalmic Operating Microscope.....7

6. Ophthalmic Bipolar Coagulator

✓ Ophthalmic Bipolar Coagulator.....8

7. Ophthalmic Micro Surgical Blades

✓ Lance Tip Ophthalmic Blades.....9

✓ Crescent Ophthalmic Knife.....10

✓ Extension Keratome Ophthalmic Knife
Blade.....11

✓ Keratome / Slit Ophthalmic Knife Blades....12

✓ MVR Ophthalmic Knife.....13

8. SICS Surgery Instruments

✓ Cataract Instruments Set.....14

✓ Small Incision Cataract Surgery Set.....16

✓ Phaco Emulsification Set.....17

✓ Glaucoma Set.....19

✓ Corneal Transplantation Set.....21

✓ Muscle Surgery Set.....23

✓ Enucleation Set.....25

✓ Lachrymal / DCR Set.....26

✓ Vitrectomy Set.....28

9. Pachymeter

✓ Pachymeter.....30

10. Schiottz Tonometer

✓ Schiottz Tonometer.....31

11. Lensometer

✓ Lensometer.....32

12. Ratinoscope

✓ Ratinoscope.....34

13. Indirect Ophthalmoscope

✓ Indirect Ophthalmoscope.....35

14. Trial Set (Refraction Box)

✓ Trial Set (Refraction Box).....36

15. Trial Frame

✓ Trial Frame.....37

16. LED Acuity Chart

✓ LED Acuity Chart.....38

17. Snellen Chart

✓ Snellen Chart.....39

18. Binocular Loups

✓ Binocular Loups.....40

19. LED Head Light

✓ LED Head Light.....41

20. Ophthalmic Solutions

✓ Hydroxypropyl Methylcellulose Solution....42

✓ Trypan Blue Ophthalmic Solution.....43

✓ Sodium Hyaluronate Ophthalmic Solution..44

21. Ophthalmic Diagnostic Strips

✓ Ophthalmic Rose Bengal Strips.....45

✓ Ophthalmic Fluorescein Sodium Strips.....46

✓ Lissamine Green Strips.....47

22. Gonioscope

✓ Gonioscope.....48

Ophthalmic Operation Table - 2A08

We, Advin Health care Provide ophthalmic Hydraulic Operation Table with international quality standards.

Ophthalmic operating table are designed to provide accurate positioning with an easy mechanical operation. The table is adjusted with the help of heavy duty leak-proof hydraulic pump concealed in stainless steel covered chamber. We offer hydraulic operating cylinders in different models based on the requirements of the clients.

Advanced Features:

- 🏠 Centric Pillars, Stainless Steel Fitting
- 🏠 Detachable, head & led, Four Sectional
- 🏠 Base & cover made of attractive easy to clean SS
- 🏠 Sophisticated mechanics provide smooth
- 🏠 Step less articulation of the table top for precise patient positioning
- 🏠 Press paddle for height adjustment



Technical Specification:

Technical Specification

Length	191 cm
Width	55 cm
Height Max	100 cm
Height Min	75 cm
Leg Section	0° - 90°

Product Code

Product	Size	Code
Hydraulic Ophthalmic OT Table	-	2A08



Ophthalmic Chair Unit – 23B01

Ophthalmic Chair Unit Fully comfortable rotating chair, DC motor gives smooth up-down movement, footrest which can be fully raised to sleeping position, foot switch for fluid up/down movement control.

Advanced Features:

- 👉 Ergonomic Design
- 👉 Smooth and Jerk free UP-Down And Back - the Forward movement of chair Through Imported D.C. motor
- 👉 High-density Polyurethane Cushion
- 👉 Washable Artificial leather
- 👉 Anti-Rusting PU color coated mild steel body
- 👉 Smooth sliding Movement of Table Top



Technical Specification:

Technical Specification	
Power Supply	230 V AC / 50 Hz
Material	MS and PU
Table Top Size	550 – 750 mm
Table Max. Height	875 mm
Table Min. Height	750 mm
Chair Max. Height	760 mm
Chair Min. Height	560 mm

Product Code:

Product	Size	Code
Ophthalmic Chair Unit	-	23B01

Ophthalmoscope – MINI 3000

Ophthalmoscope is used to detect and evaluate symptoms of retinal detachment or eye diseases such as glaucoma. It's have a Concentrated bright light for perfect illumination, a brilliant image and accurate colour rendering.

Advanced Features:

- 👁️ Corrective lenses: range of 18 lenses from -20D to +20D
- 👁️ High-quality optics provides sharp, clear images
- 👁️ XHL or LED illumination for a brilliant image and accurate color rendering
- 👁️ One hand operation of the instrument for more flexibility during examinations
- 👁️ Attachment clip with integrated on/off switch
- 👁️ Switches off automatically when returned to the pocket
- 👁️ Two power supply options Replaceable AA batteries



Product Code:

Product	Size	Code
Ophthalmoscope	-	Mini 3000

Health Care

Ophthalmic Cryo Cautery – 23D01

Ophthalmic Cryo Cautery used to freeze living tissue for the purpose of treating benign and malignant lesions. It is functionally designed to simplify cataract, retinal and glaucoma procedures by use of a variety of surgical probes.

Cryo Cautery is foot operated and very sleek enabling easy handling and the pedal control enables instant freezing and defrosting. The consol face includes a pressure indicator and On-Off reading for visual indication of the system.

Advanced Features:

- 👉 Nitrous or carbon-di-oxide gases technique is used for low-temperature achievement
- 👉 Useful for Cataract, Retinal, Glaucoma and Intravitreous
- 👉 Foot control provision for easy handling and instant freezing and defrosting
- 👉 It has got an On-Off indicator to check whether entry of the gas inside the probe is proper



Product Code:

Product	Size	Code
Ophthalmic Cryo Unit	-	23D01

Ophthalmic Operating Microscope – 23E01

Ophthalmic microscopes are the most important tool in the current era where we are perusing all the surgeries for better visual acuity and lesser postoperative astigmatism requiring more finer visualization of the microscopic structures.

Advanced Features:

- 🔗 5-step apochromatic magnification changer
- 🔗 XY-Coupling
- 🔗 Binocular inclined tube 60°, f = 125 mm
- 🔗 APO-objective f = 200 mm
- 🔗 Fine focusing motorized 40 mm
- 🔗 Eyepieces 12.5 x V or 10 x V
- 🔗 Handles, Foot switch for focus and XY-coupling and brightness of illumination
- 🔗 Coaxial cold light illumination



Technical Specification:

Technical Specification

Binocular Tube	Inclined tube - 60°, f=159 mm
Objective	APO f = 200 mm
Eye Pieces	Eyepieces WF 10 x V with dioptre compensation
Magnification	Apochromatic 5-step magnification changer
Fine focusing	40 mm motorized
XY-coupling	50 x 50 mm
Filter	Swing in retina protection filter GG 475 Swing in yellow filter
Illumination	Coaxial cold light fibre optic illumination 15 V / 150 Watt with operational replacement lamp, retina protection filter GG 475, filter against IR and UV exposure

Product Code:

Product	Size	Code
Ophthalmic microscope	-	23E01

Ophthalmic Bipolar Coagulator – 23F01

It is a low power Electro Surgical Unit and is used to arrest bleeding from the blood vessels during ophthalmic surgery. This is specially designed to ensure smooth coagulation and controlled performance.

It is Useful for ophthalmic surgical procedures and for delicate surgery reducing Tissue Trauma.

Advanced Features:

- 👉 Safest procedures to delicate tissue involved for cataract, retinal and IOL Surgery
- 👉 It can be used with irrigation (wet field) or in the bloody field itself, to locate the bleeder easier to enable the surgeon to have the better visualization
- 👉 Useful for Ophthalmic surgical procedures and for delicate surgery reducing tissue trauma
- 👉 Coagulating with saline irrigation reduces tissue heating, shrinkage, drying and sticking of coagulum to the forceps tips
- 👉 Power required for wet field is 230 volts, 50 cycle A.C+10%
- 👉 Foot control system gives convenience to surgeons
- 👉 Forceps, Eraser and Cables can be attached
- 👉 Digital display for easy setting
- 👉 Imported forceps and erasers can be attached
- 👉 Power control is continuously variable between 1-9
- 👉 Audible tone lets surgeons know the unit is activated
- 👉 Compact in Size, elegant look and easily portable






Product Code:

Product	Size	Code
Ophthalmic Bipolar Coagulation	-	23F01

Lance Tip Ophthalmic Blades – 23G01

Lance Tip Ophthalmic Blades are extensively used for Ophthalmic surgeries. Also known as keratome ophthalmic knives.

Advanced Features:

-  Precise Cutting
-  Light Weight
-  Easy to handle



Product Code:

Product	Size	ST Tip	Angled Tip
Lance Tip Ophthalmic Blade	24 G x 15 Degree	23G012415S	23G012415A
Lance Tip Ophthalmic Blade	24 G x 30 Degree	23G012430S	23G012430A
Lance Tip Ophthalmic Blade	24 G x 45 Degree	23G012445S	23G012445A



Crescent Ophthalmic Knife – 23G02

Crescent Ophthalmic Knife Bevel Down / UP Tapered end and smaller tip improve blade maneuverability when creating a tunnel. Sharp all around crescent shape.

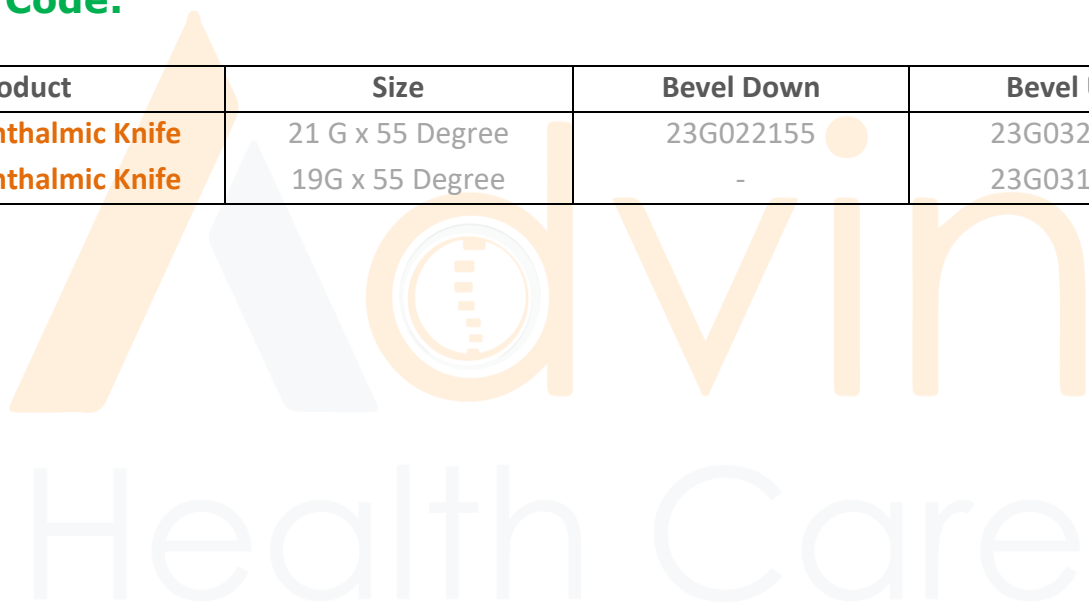
Advanced Features:

- 👉 Offer precise cuts
- 👉 Sturdy construction
- 👉 Neat finishing



Product Code:





Product	Size	Bevel Down	Bevel Up
Crescent Ophthalmic Knife	21 G x 55 Degree	23G022155	23G032155
Crescent Ophthalmic Knife	19G x 55 Degree	-	23G031955



Extension Keratome Ophthalmic Knife Blades – 23G04

Widely used for IOL enlarging, these blades are massively appreciated due to their fine incision, ease of handling and lightweight. Our blades are manufactured using premium quality raw materials and with high precision to match requirements of medical field.

Advanced Features:

-  Size: 16 G x 45-degree Bevel Up
-  Easy to use
-  Better Grip For handle
-  Light Weight



Product Code:

Product	Size	Code
Extension Keratome Ophthalmic Knife	3.50 mm	23G0435
Extension Keratome Ophthalmic Knife	4.00 mm	23G0440
Extension Keratome Ophthalmic Knife	4.50 mm	23G0445
Extension Keratome Ophthalmic Knife	5.00 mm	23G0450
Extension Keratome Ophthalmic Knife	5.10 mm	23G0451
Extension Keratome Ophthalmic Knife	5.20 mm	23G0452
Extension Keratome Ophthalmic Knife	5.50 mm	23G0455
Extension Keratome Ophthalmic Knife	6.00 mm	23G0460

Advin Health Care

Keratome / Slit Ophthalmic Knife Blades – 23G05

Widely used for IOL enlarging, these blades are massively appreciated due to their fine incision, ease of handling and lightweight. Our blades are manufactured using premium quality raw materials and with high precision to match requirements of medical field.

Advanced Features:

- 🏠 Size: 16 G x 45-degree Bevel Up
- 🏠 Easy to use
- 🏠 Better Grip For handle
- 🏠 Light Weight







Product Code:

Product	Size	Single Bevel	Double Bevel
Keratome / Slit Ophthalmic Knife	1.20 mm	23G05120S	23G05120D
Keratome / Slit Ophthalmic Knife	1.40 mm	23G05140S	23G05140D
Keratome / Slit Ophthalmic Knife	1.60 mm	23G05160S	23G05160D
Keratome / Slit Ophthalmic Knife	1.80 mm	23G05180S	23G05180D
Keratome / Slit Ophthalmic Knife	2.00 mm	23G05200S	23G05200D
Keratome / Slit Ophthalmic Knife	2.20 mm	23G05220S	23G05220D
Keratome / Slit Ophthalmic Knife	2.40 mm	23G05240S	23G05240D
Keratome / Slit Ophthalmic Knife	2.50 mm	23G05250S	23G05250D
Keratome / Slit Ophthalmic Knife	2.60 mm	23G05260S	23G05260D
Keratome / Slit Ophthalmic Knife	2.65 mm	23G05265S	23G05265D
Keratome / Slit Ophthalmic Knife	2.80 mm	23G05280S	23G05280D
Keratome / Slit Ophthalmic Knife	3.00 mm	23G05300S	23G05300D
Keratome / Slit Ophthalmic Knife	3.50 mm	23G05350S	23G05350D

MVR Ophthalmic Knife – 23G06

Ophthalmic MVR Blades are designed for making precise water tight port in micro vitreoretinal surgery. These blades are also used for making side port in small incision cataract surgery.

Advanced Features:

-  Lightweight
-  Precisely designed
-  Avalied in sterile and non sterile form
-  single-use metal blades



Product Code:





Product	Size	Straight	Angled
MVR Ophthalmic Knife	19 G	23G0619S	23G0619A
MVR Ophthalmic Knife	20 G	23G0620S	23G0620A
MVR Ophthalmic Knife	23 G	23G0623S	23G0623A
MVR Ophthalmic Knife	24 G	23G0624S	23G0624A

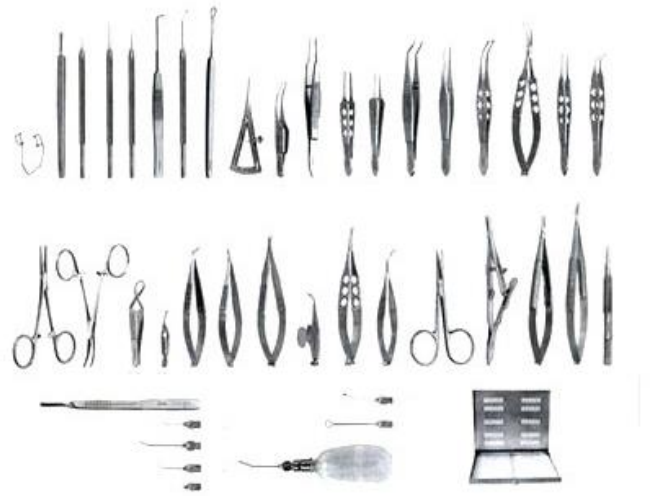
Advin Health Care

Cataract Instruments Set - 23H01

We, Advin Provides Cataract Instrument Set with international standards quality. Cataract Instruments set is use in ophthalmic surgery.

Advanced Features:

-  Autoclavable & Reuseble
-  Also Available SS & Titanium
-  Superior Quality
-  Smooth & finishing



Set of Cataract Instruments Set

SR. NO.	Product	QTY
1	Spatula Cum Y Rotator Double Ended	1
2	Barraquer Wire Speculum Adult	1
3	Barraquer Wire Speculum Child	1
4	Barraquer Wire Speculum Infant	1
5	IRIS Wire Retractor ST	1
6	Caliper	1
7	Capsule Polishing Curette	1
8	Sinky Hook Angled	1
9	Lens Loop Vectis	1
10	IRIS Retractor Double Ended	1
11	Smith Lens Expresser	1
12	Ball Heat Cautery	1
13	Hartman Mosquito Forceps	1
14	Halstead Mosquito Forceps	1
15	Botvin IRIS Forceps	1
16	Corneal Forceps Toothed ST	1
17	Limes Forceps Tooth	1
18	Kelman McPherson IOL Forceps	1

19	Tying Forceps ST	1
20	Tying Forceps CVD	1
21	EYE Dressing Forceps Serrated	1
22	Moorefield Conjunctival Forceps	1
23	Fixation Forceps	1
24	Superior Rectus Forceps	1
25	Capsular Arruga Forceps	1
26	Lens Holding Forceps	1
27	Corneal Scissor CVD	1
28	Westcott Tenotomy Scissor	1
29	Corneal Scissor Angled To Side	1
30	Vannes scissor Angled	1
31	Barraquer Needle Holder	1
32	Castroviejo Needle Holder	1
33	Cortex Cannula	1
34	I/A Simcoe Cannula	1
35	BP Handle	1
36	Sterilization Box with silicon Matt	1





Product Code:

Product	Size	Code
Cataract Instrument Set	-	23H01

Small Incision Cataract Surgery Set – 23H02

Advin Health Care Offers Small Incision Cataract Surgery Set with international quality standards.

Advanced Features:

-  Made in High Grade material
-  Non-corrosive
-  Smooth Finishing
-  Premium quality



Set of SICS set

Sr. No.	Item	QTY
1	Tunnel Knife	1
2	Puncture Knife	1
3	Membrane Cataract Scissors	1
4	Corneal Scissors	1
5	Capsulorhexis Forceps	1
6	Suturing Forceps	1
7	Tying Forceps	1
8	Lens Loop	1
9	Cataract Knife	1
10	Infusion Handle	1
11	Coaxial I/O Cannula	1
12	Lens Loop	1
13	Speculum	1
14	Eye Gauge	1





Product Code:

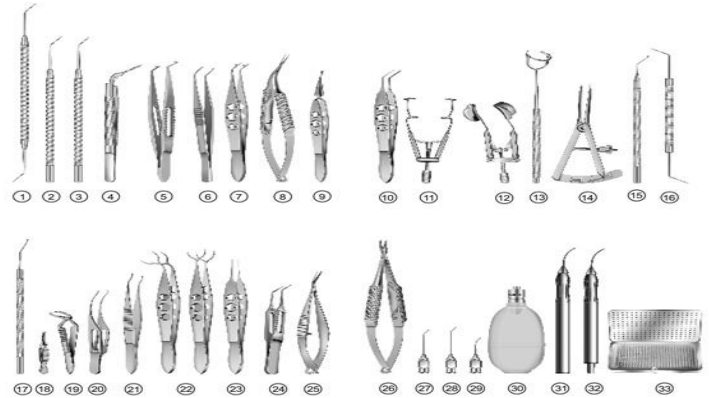
Product	Size	Code
SICS Instrument Set	-	23H02

Phaco Emulsification Set – 23H03

Advin Health Care Offers Phaco Emulsification Set with international quality standards.

Advanced Features:

-  Made in high grade Material
-  Non-corrosive
-  Smooth Finishing
-  Premium quality



Set of Phaco Emulsification Set

Sr. No.	Item	QTY
1	Phaco Spatula Cum Y Rotator Double Ended	1
2	Phaco Chop Blunt	1
3	Phaco Chop Sharp	1
4	Pre-Shopper	1
5	Lens Folder Acrylic Soft	1
6	Lens Inserter Acrylic Soft	1
7	Folder for Silicon Soft Lens	1
8	Inserter for Silicon Soft Lens	1
9	Nucleus Cracker	1
10	Nucleus Removal Forceps	1
11	Phaco Speculum Self Retaining	1
12	Temporal Nasal Speculum	1
13	Phaco Fixation Ring	1
14	Castroviejo Calliper Graduated	1
15	Nucleus Spatula for Cracking Rotating	1
16	Cyclosidalysis Spatula Double Ended	1
17	Nucleus Spatula for Cracking Rotating	1
18	Serafina Bulldog Clamp	1
19	Towel Clip	1
20	Hoskin Colibri Forceps	1
21	Limes Forceps Toothed Extra Fine	1

22	Kramer Corneal Fixation Forceps	1
23	Tying Forceps Straight	1
24	Capsulorhexis Ultrafine Forceps	1
25	Gills Vannas Capsulotomy Scissors	1
26	Needle Holder Micro	1
27	Air Injection Cannula	1
28	Hydro dissection Cannula	1
29	Hydrolysis Cannula	1
30	Silicon Bulb with Connector	1
31	Bimanual Irrigation Hand Piece	1
32	Bimanual Aspiration Hand Piece	1
33	Sterilizing Case with Matts	1

Product Code:





Product	Size	Code
Phaco Emulsification Set	-	23H03




Glaucoma Set – 23H04

Advin Health Care Offers Glaucoma Set with international quality standards. Glaucoma Set are used in Glaucoma Surgery.

Advanced Features:

-  High Accuracy
-  Non-corrosive
-  Smooth Finishing
-  Premium quality



Set OF Glaucoma Set:

Sr. No.	Item	QTY
1	Barriques Wire Speculum	1
2	Speculum Clerk	1
3	Castroviejo Calliper Graduated	1
4	Iris Hook Angled	1
5	Patson Dissector Double Ended	1
6	Cyclodialysis Spatula Double Ended	1
7	Took Corneal Knife	1
8	Blade Breaker and Holder	1
9	Kelly Glaucoma Punch	1
10	Castroviejo Holth Punch	1
11	Trabeculotomy Probe Right / Left	1
12	Towel Clip Cross Action	1
13	Artery Forceps Straight	1
14	Artery Forceps Curved	1
15	Hess Iris Forceps	1
16	Girard Colibri Forceps	1
17	Castroviejo Corneal Forceps	1
18	Tying Forceps Straight	1
19	Dressing Forceps Serrated	1
20	Westcott Tenotomy Scissor	1
21	Vannas Scissor Angled Upward	1
22	barriques Iris Scissors	1

23	Castroviejo Needle Holder	1
24	A.C Wash Cannula	1
25	Silicon Bulb with Connector	1
26	Sterilizing Box with Matt	1

Product Code:





Product	Size	Code
Glaucoma Set	-	23H04

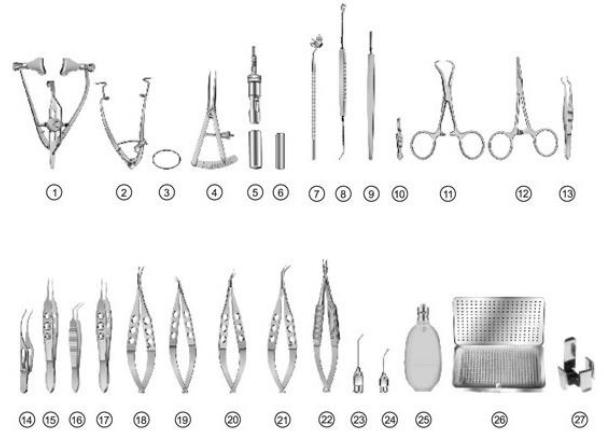


Corneal Transplantation Set – 23H05

Advin Health Care Offers Corneal Transplantation Set with international quality standards. Corneal Transplantation Instrument set is used in ophthalmology procedure

Advanced Features:

-  High Accuracy
-  Non-Corrosive
-  Smooth Finishing
-  Premium quality



Set of Corneal Transplantation Set

Sr. No.	Item	QTY
1	Guyton Park Speculum	1
2	Clerk Speculum	1
3	Fleringa Ring Set	1
4	Castroviejo Caliper	1
5	Castroviejo Corneal Trephine	1
6	Trephine Disposable	1
7	Corneal Radial Maker 6 Blades	1
8	Patson Spatula Double Ended	1
9	Paufiquer Knife	1
10	Serrafine Bulldog Clamp	1
11	Towel Clip	1
12	Artery Forceps	1
13	Hess Iris Forceps 1x2 Teeth	1
14	Hoskin Colibri Forceps	1
15	Suturing Forceps	1
16	McPherson Forceps	1
17	Jaffe Tying Forceps	1
18	Westcott Tenotomy Scissor	1
19	Corneal Scissors Left	1
20	Corneal Scissors Right	1
21	Corneal Scissors Full Curved	1

22	Needle Holder Micro Curved	1
23	Air Injection Cannula	1
24	A.C. Wash Cannula	1
25	Silicon Bulb with Connector	1
26	Sterilizing Box with Matts	1
27	Eye Ball Stand	1

Product Code:





Product	Size	Code
Corneal Transplantation Set	-	23H05

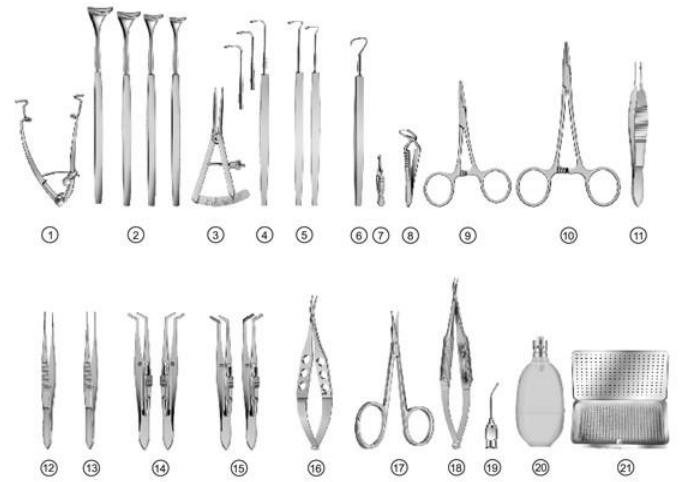


Muscle Surgery Set – 23H06

Advin Health Care Offers Muscle Surgery Set with international quality standards.

Advanced Features:

-  High Accuracy
-  Non-corrosive
-  Smooth Finishing
-  Premium quality



Set of Muscle Surgery Set:

Sr. No.	Item	QTY
1	Speculum Clerk	1
2	Desmarres Lid Retractor	1
3	Castroviejo Caliper Graduated	1
4	Greafe Muscle Hook	1
5	Jameson Muscle Hook	1
6	Cullers Muscle Hook	1
7	Serrafine Bulldog Clamp (2)	1
8	Towel Forceps	1
9	Artery Forceps Straight	1
10	Artery Forceps Curved	1
11	Corneal Wide Handle Toothed Forceps	1
12	Dressing Forceps Serrated Jaws	1
13	Tissue Forceps 1x2 Teeth	1
14	Jamson Muscle Forceps Right / Left	1
15	Worth Muscle Forceps Right / Left	1
16	Westcott Tenotomy Scissor	1
17	Stevens Tenotomy Scissor	1
18	Barraquer Needle Holder	1
19	Wash Cannula	1
20	Silicon Bulb with Connector	1
21	Sterilizing Box with Matt.	1

Product Code:





Product	Size	Code
Muscle Surgery Set	-	23H06

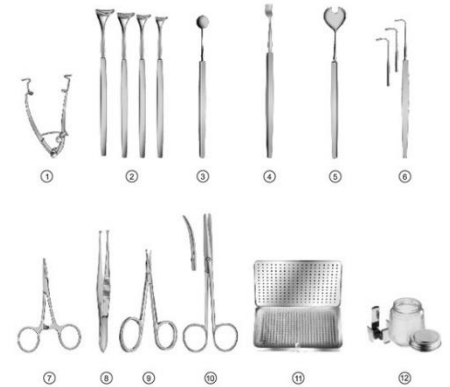


Enucleation Set – 23H07

Advin Health Care Offers Enucleation Set with international quality standards. Enucleation Set are used in Ophthalmic Surgery.

Advanced Features:

-  High Accuracy
-  Non-corrosive
-  Smooth Finishing
-  Premium quality



Set of Enucleation Set

Sr. No.	Item	QTY
1	Clerk Eye Speculum	1
2	Desmarres Lid Retractor	1
3	Bunge Evisceration Spoon	1
4	Mulle Evisceration Spoon	1
5	Wells Enucleation Spoon	1
6	Strabismus Hook	1
7	Artery Forceps	1
8	Fixation Forceps	1
9	Stevens Tenotomy Scissors Straight	1
10	Enucleation Scissors Curved	1
11	Sterilizing Box with Matt	1
12	Eye Collection Bottle	1





Product Code:

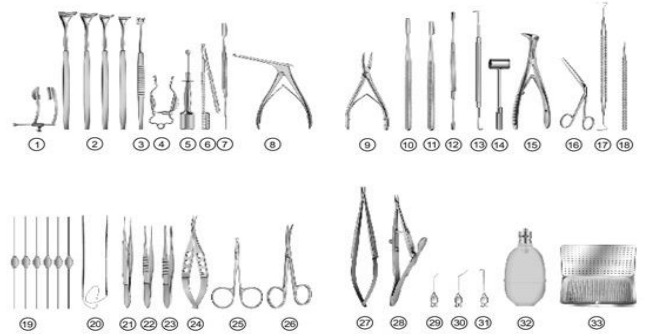
Product	Size	Code
Enucleation Set	-	23H07

Lachrymal / DCR Set – 23H08

Advin Health Care Offers Lachrymal / DCR Set With International quality standards.

Advanced Features:

-  high Accuracy
-  non-corrosive
-  smooth Finishing
-  Premium quality



Set of Lachrymal / DCR Set

Sr. No.	Item	QTY
1	Speculum Cook Adjustable Solid Blade	1
2	Lid Retractor Medium	1
3	Cat Paw Retractor	1
4	Mueller Retractor	1
5	Bone Drill With/ Without Centre Drill	1
6	Blade Breaker and Holder	1
7	Lacrimal Sac Dissector Double Ended	1
8	Kerrison Bone Punch 2/3/4 Any One	1
9	Beyor Bone Rongeur	1
10	MI477 Lacrimal Chisel	1
11	MI480 Bone Gauge	1
12	MI483 Periosteal Elevator Double Ended	1
13	Taqueria Elevator Double Ended	1
14	Mallet SS	1
15	Nasal Speculum	1
16	Nasal Packing Forceps	1
17	Pigtail Probe Double Ended	1
18	Lacrimal Dilator Set Of 3	1
19	Bowman Lacrimal Probe Set Of 4	1
20	Intubation Set with Tubing	1
21	Jayles Fixation Cum Corneal Forceps	1
22	Dressing Forceps Serrated Jaws	1
23	Moorfield Conjunctival Forceps	1
24	Westcott Tenotomy Scissors	1

25	Eye Scissors Delicate	1
26	Strabismus Scissors	1
27	Needle Holder Castroviejo Long	1
28	Kalt Needle Holder with Lock	1
29	A.C. Wash Cannula	1
30	Randolph Cylodialysis Cannula	1
31	Lacrimal Cannula	1
32	Silicon Bulb with Connector	1
33	Sterilizing Case with Matts	1

Product Code:





Product	Size	Code
Lachrymal / DCR Set	-	23H08

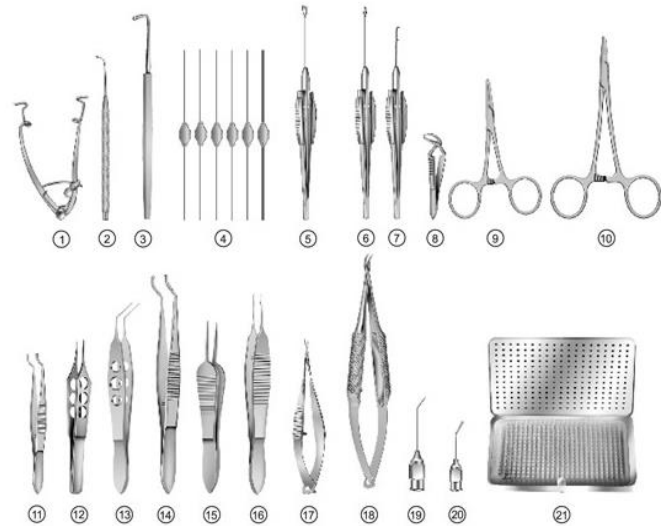


Vitreotomy Set – 23H09

Advin Health Care Offers Vitrectomy Set with international quality standards.

Advanced Features:

-  Made in High Grade Material
-  non-corrosive
-  smooth Finishing
-  Superior Quality



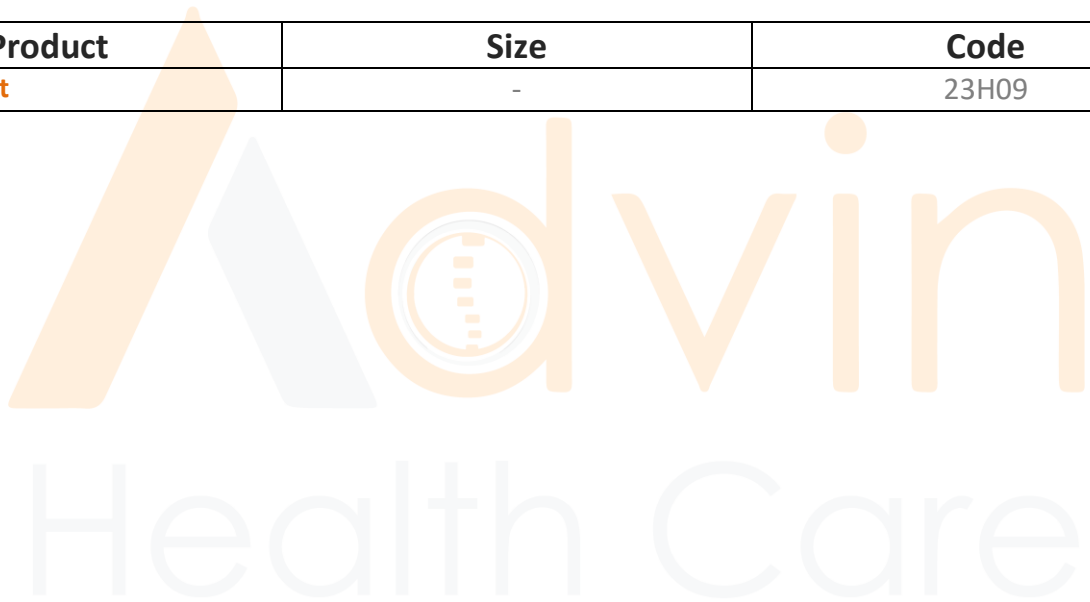
Set of Vitrectomy Set

Sr. No.	Item	QTY
1	Clerk Eye Speculum	1
2	Localiser	1
3	Gas Detachment Hook	1
4	Wilson Foreign Body Forceps	1
5	Vitreotomy Scissors Horizontal	1
6	Foreign Body Forceps Vertical	1
7	Vitreotomy Forceps Horizontal	1
8	Towel Clip Cross Action	1
9	Artery Forceps Straight	1
10	Artery Forceps Curved	1
11	Hess Iris Forceps Toothed	1
12	Hoskins Corneal Forceps	1
13	Corneal Wide Handle Forceps Toothed	1
14	Kelman Mcpherson Forceps	1
15	Superior Rectus Forceps	1
16	St. Martin Corneal Cum Fication Forceps	1
17	Vannas Scissor	1
18	Needle Holder Barriques Stoudt	1
19	Air Injection Cannula	1
20	A.C. Wash Cannula	1

21	Sterilizing Case with Matts	1
22	Sleeve Spreading Forceps	1
23	Plug Holding Forceps	1
24	Pluggers Holding Forceps	1
25	Membrane Scratcher	1
26	Membrane Peeler	1
27	Pluggers	1
28	Membrane Spatula, Curved	1
29	Membrane Spatula, Pointed Tips	1
30	Membrane Spatula, Hooked	1
31	Membrane Spatula, Knob	1
32	Infusion Cannula with Tubing	1

Product Code:

Product	Size	Code
Vitrectomy Set	-	23H09



Pachymeter – 23I01

A pachymeter is a medical device used to measure the thickness of the eye's cornea. It is used to perform corneal pachymetry prior to refractive surgery, for Keratoconus screening, LRI surgery and is useful in screening for patients suspected of developing glaucoma among other uses.

Advanced Features:

- 👉 IOP Correction calculation converts IOP measurements in seconds
- 👉 Superior ergonomic design fits comfortably in any hand
- 👉 65 MHz sampling probe ensures precise measurement
- 👉 Versatility helps to save time and ease you practice demands
- 👉 Gentle touch 2.5 mm diameter probe tip ensures patient comfort
- 👉 Long-lasting lithium battery will last approximately 15,000 readings
- 👉 The PachPen weighs only 3.0 ounces (85 g.)



Technical Specification:

Technical Specification

Accuracy	± 5 Micron
Weight	3.0 Oz
Dimension	2.5 mm
Probe sampling	65 MHz
Resolution	±1 Micron
Measurement Range	300-900 Microns
Power Source	3.6 V Lithium Battery

Product Code:

Product	Size	Code
Pachymeter	-	23I01

Schiotz Tonometer – 23J01

Schiotz tonometer is an analog, weight-based tool to assess intraocular pressure. It uses a weight on a flat transducer which is opposed by the intraocular pressure.

Advanced Features:

- 👉 Elegant design
- 👉 Anodized scale mount which is highly resistant to
- 👉 Sterilizing wear
- 👉 High Accuracy
- 👉 Easy handling
- 👉 Independence of sources of current
- 👉 Delivered in smart padded metal cases, easy to carry
- 👉 Made in Stainless steel material



Product Code:

Product	Size	Code
Schiotz Tonometer	-	23J01

Lensometer – slk 5600

Lensometer designed to measure the focusing power (dioptric power) and other optical characteristics of a spectacle lens, contact lens, or prism.

Advanced Features:

- 👁️ Standard green LED measurement light in wavelength of 545 nm
- 👁️ Measurement of the lens without any number of setting
- 👁️ The instrument makes measurement more rapid, stable and accurate
- 👁️ Accurately measure color lens with the transmittance of 10%
- 👁️ Automatically identify the type of lens and automatically switch measurement mode with more convenient measurement of multi-focal lens
- 👁️ Fastest & most accurate lens meter



Technical Specification:

Technical Specification

Sphere lens	-25.00D ~ + 25.00D (steps 0.01D/0.06D/0.12D/0.25D)
Contact lens	-25.00D ~ +25.00D (BC=6.00 ~9.00) (steps 0.01D/0.06D/0.12D/0.25D)
Cylinder	0.00D ~ ±10.00D (steps 0.01D/0.06D/0.12D/0.25D)
Axis	0° ~ 180°
Add	0.00D ~±10.00D (add, ad2, ad3) (steps 0.01D/0.06D/0.12D/0.25D)
Prism	0.00Δ ~ 15.00 Δ (steps 0.01 Δ)
UV Penetrability	No
PD measure	No
Lens diameter	∅ 15 mm ~ ∅ 100 mm
LCD Screen	5.6" TFT colour LCD screen
Dot method	Ink box
Printing	No
Digital Connector	RS – 232 C
Power supply	AC 220 V / 50 Hz
Max. Power	40 W
Weight	3.6 Kg
Dimension	194 x 210 x 408 mm

Product Code:

Product	Size	Code
Lensometer	-	Slk 6000



Ratioscope – BETA 200

The BETA 200 Retinoscope is used for exact measurement of refractive error. Both myopia and hyperopia and astigmatism can be measured. Two versions are available: The Spot Retinoscope with a round light spot and the more widely-used Streak Retinoscope with a streak image which simplifies the examination.

Advanced Features:

- 👁️ Precise, easy selection of a parallel beam
- 👁️ Precise streak image with a line width of typically 1.1 mm and a line length of 35 mm for a very bright, readily visible fundus reflex.
- 👁️ Protects the examiner's orbita from stray light
- 👁️ Long-lasting
- 👁️ Single control for vergence and rotation
- 👁️ Comfortable operation
- 👁️ Integrated polarisation filter; eliminates stray light and internal reflexes for a brighter fundus reflex
- 👁️ Detachable brow rest; increased comfort and control during examination



Product Code:

Product	Size	Code
Retioscope	-	BETA 200

Indirect Ophthalmoscope – 23M01

Indirect ophthalmoscope is an optical instrument worn on the examiner's head, and sometimes attached to spectacles, that is used to inspect the fundus or back of the eye.

Advanced Features:

- 👁️ 6v/5w Xhl Xenon Halogen Bulb
- 👁️ Illumination Beam Adjustable: +/- 3 degree
- 👁️ Integrated Red-free Filter
- 👁️ Detachable Blue And Yellow Filters
- 👁️ Large And Small Apertures
- 👁️ Manually Operated
- 👁️ Made in fiber material



Product Code:

Product	Size	Code
Indirect Ophthalmoscope	-	23M01

Trial Set (Refraction Box) – 23N01

Trial Box is a box containing lenses, arranged in pairs, a trial spectacle frame, and other devices used in testing vision. Trial frame an eyeglass frame designed to permit insertion of different lenses used in correcting refractive errors.

Advanced Features:

- 👁️ Attractively finished, melamine Polished
- 👁️ Sturdy wooden cases – illuminated or non- illuminated
- 👁️ Precision and clear
- 👁️ Back vertex power, Plano from lenses of 20 mm in aluminium Mounts of 38 mm diameter anodised red for minus and black for plus
- 👁️ Spheres are with handles and cylinders without handles

Contents:

Spheres

Convex and concave

- 0.12
- 0.25 to 4.00 in 0.25 steps
- 4.50 to 6.00 in 0.50 steps
- 7.00 to 14.00 in 1.00 steps
- 16.00 to 20.00 in 2.00 steps

Cylinders

- Convex and concave
- 0.12
- 0.25 to 3.50 in 0.25 steps
- 4.00 to 6.00 in 0.50 steps

Prisms (10)

- ½, 1, 2, 3, 4, 5, 6, 8, 10, 12

Accessories (7)

- Red glass, Green Glass, Pin Hole, and 2 Blank discs



Product Code:

Product	Size	Code
Trial Set	-	23N01

Trial Frame – 23001

The advantage of using a trial frame when doing a refraction is that a trial frame and loose lenses are easier and more natural than a phoropter for patients that are difficult to refract, have high refractive errors, as well as for those who are visually impaired.

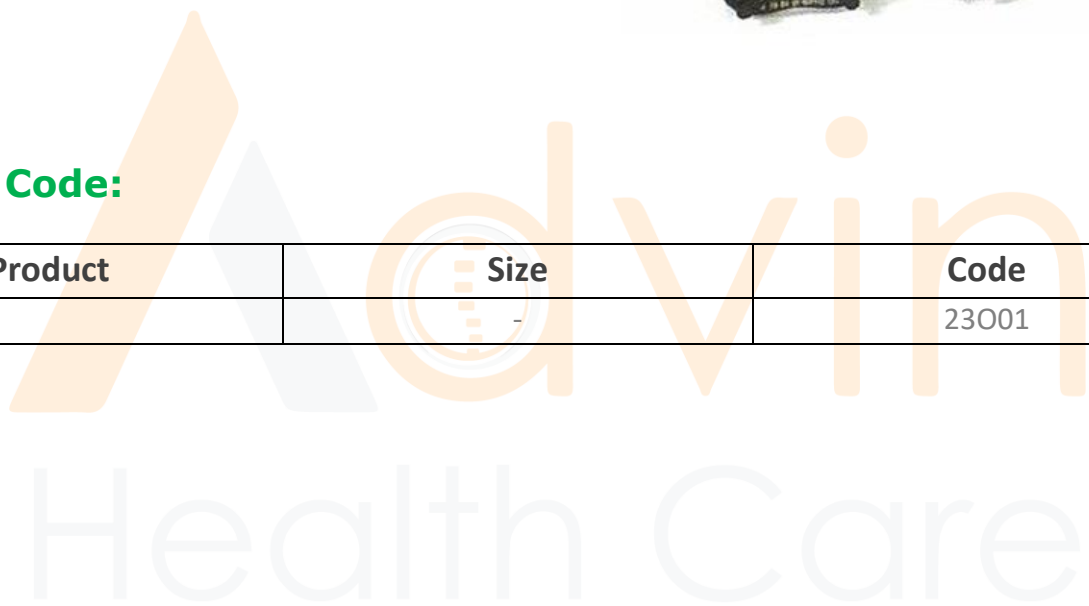
Advanced Features:

- 👁️ Light Weight and compact
- 👁️ Comfortable
- 👁️ Smoothly Adjustable PD 50 to 78 mm
- 👁️ sliding bridge mechanism
- 👁️ Easy to use



Product Code:






Product	Size	Code
Trial Frame	-	23001



LED Acuity Chart – 23P01

The LED Vision chart unit is used for measuring the visual acuity and colour blindness of the human eye. LED Vision Chart helps in vision testing.

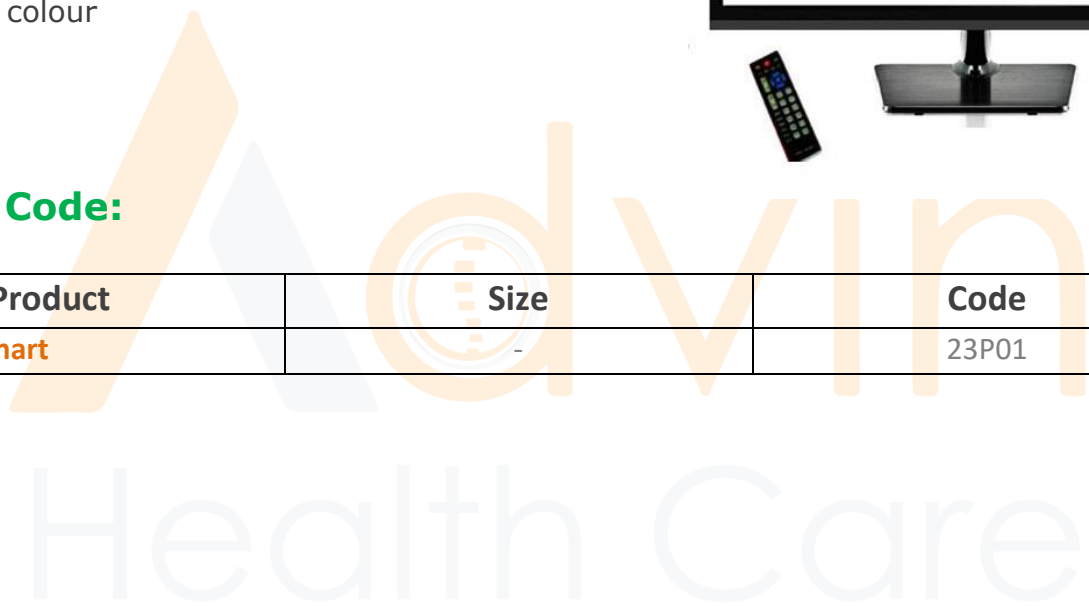
Advanced Features:

-  Easy to use
-  Operated by a handy remote control with dedicated keys for each chart
-  Easy for semi-trained staff as well to use it
-  Display size : 18.5"
-  In Black colour



Product Code:





Product	Size	Code
LED Acuity Chart	-	23P01



Snellen Chart – 23P02

Snellen chart is used to person taking the test covers one eye from 6 metres or 20 feet away, and reads aloud the letters of each row, beginning at the top. The smallest row that can be read accurately indicates the visual acuity in that specific eye.

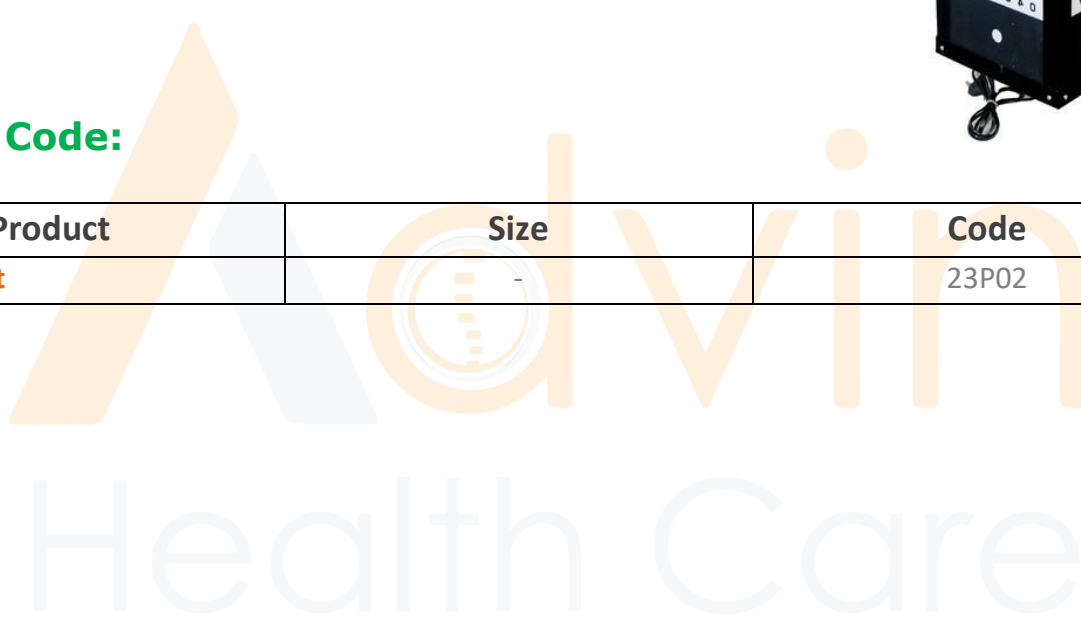
Advanced Features:

-  Easy to use
-  Rectangular frame work
-  Sheets available in various languages
-  Mount on wall and selling



Product Code:

Product	Size	Code
Snellen Chart	-	23P02



Binocular Loups – 23Q01

Binocular Loupes are a simple optical devices used for viewing details of objects with some magnification. In contrast to a magnifying glass, a loupe is used in a close distance from the eye, is typically smaller and has a shorter focal length.

Advanced Features:

- 🕒 Multi-coated High -grade lenses produce crisp & clear images
- 🕒 The Loupes will employ eyepiece of very large view field diameter. The depth of focus is deep and the object can be seen stereoscopically with actual distance feeling
- 🕒 The angle of the Loupes can be adjusted between 0 degrees to 40 degrees with ease & fatigue is minimised even after prolonged use
- 🕒 6mm up and down displacement. Pupil distance can be adjusted individually which could be suited for all kinds of faces
- 🕒 Smart design, convenient for mobile diagnosis



Specification:

Magnification	Working Distance (mm)	Field of view dia. (mm)
2.5 X	340/420/460/500	80/100/110/120
3.0 X	340/420/460/500	70/84/92/100
3.5 X	340/420/460/500	60/72/78/84

Product Code:

Product	Size	Code
Binocular Loupes	-	23Q01

LED Head Light - 2G04

Advin Health care provides Doctor LED Head light with international Quality Standards. The head-light is designed for examination and all types of surgical operations including microsurgery.

Advanced Features:

- 👁️ Variable intensity LED light
- 👁️ No heat in the light system
- 👁️ Rechargeable Li-Ion battery pack
- 👁️ Range of magnification and focal length loupes
- 👁️ Crisp and clear images from high grade glass, multi-coated loupes



Technical Specification:

Technical Specification	
Light Source Type	LED
Light Color	White
Diameter	80mm
Fluctuation Distance	125 mm
Battery	7.2 Li-Ion Battery
Input Voltage	110 – 240 VAC 50/60 Hz
Power	10 W
Weight	69 gms

Product Code:

Product	Size	Code
LED Head Light	-	2G04

Hydroxypropyl Methylcellulose Solution – 23T01

Hydroxypropyl Methyl cellulose solution are used in Ophthalmic solution.

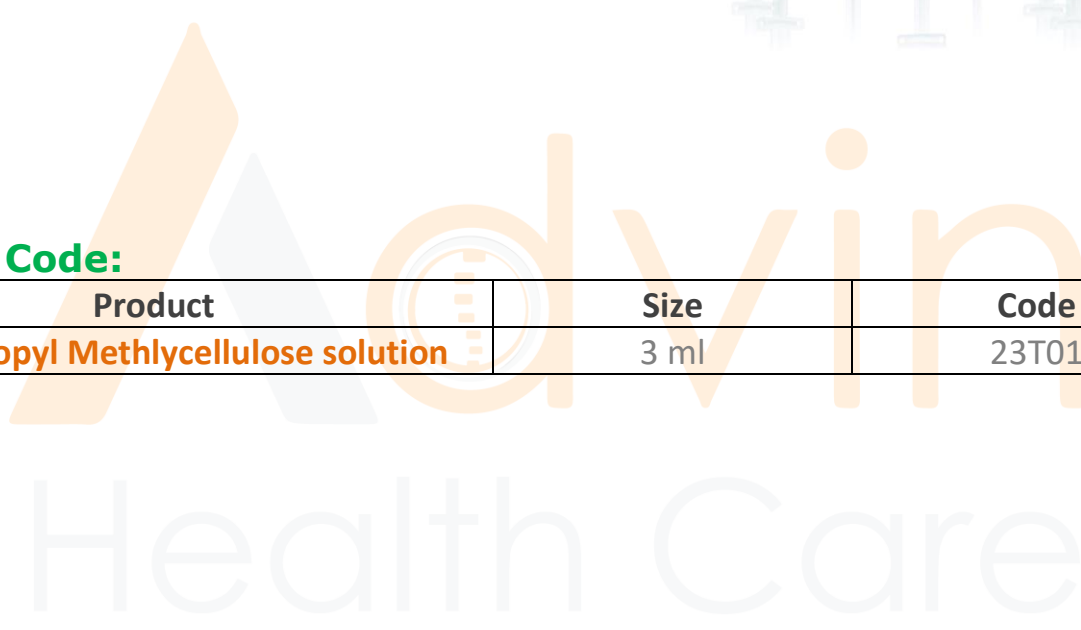
Advanced Features:

- 🏠 Optically clear, sterile, non Pyrogenic Solution
- 🏠 Premium Ophthalmic grade HPMC in balanced salt solution, double filtered
- 🏠 Double pouched for your safety
- 🏠 Consistent viscosity
- 🏠 Easy to open flip Down seals on vials



Product Code:

Product	Size	Code
Hydroxypropyl Methylcellulose solution	3 ml	23T01



Trypan Blue Ophthalmic Solution – 23T02

Trypan Blue Ophthalmic Solution is indicated for use as an aid in ophthalmic surgery by staining the anterior capsule of the lens.

Trypan Blue Ophthalmic Solution aid the surgeons by safely staining the anterior lens capsule. While staining the anterior capsule it does not damage the corneal endothelium at all.

Advanced Features:

- 👁️ Sterile, Pyrogen free solution of purified Trypan Blue
- 👁️ Indicated for staining of ocular tissues during capsulorhexis and during retinal surgery
- 👁️ Reduced risk of complications due to inadequate visualizations of the membranes
- 👁️ Available in 1 ml prefilled syringe or vial
- 👁️ Very low volume required for staining
- 👁️ Instantaneous staining
- 👁️ Easy visualization of ocular tissues
- 👁️ Convenient wash off



Product Code:

Product	Size	Code
Trypan Blue Ophthalmic Solution	1 ml	23T02

Sodium Hyaluronate Ophthalmic Solution – 23T03

Viscoelastic Ophthalmic Sodium Hyaluronate Solutions is used during phaco emulsification cataract surgery.

Advanced Features:

- 👁️ Premium injection grade quality sodium hyaluronate material
- 👁️ Optically clear, highly cohesive, easy to aspirate
- 👁️ High viscosity & High molecular weight
- 👁️ Increased protection to corneal endothelium and ocular tissues
- 👁️ 1 ml volume in convenient pre-filled glass syringe with easy to peel blister packing
- 👁️ Sterile, Pyrogen Free, Non-inflammatory, double filtered
- 👁️ Synthetic fermentation- no risk of viral infect









Product Code:


Product	Size	Code
Sodium Hyaluronate Ophthalmic Solution	-	23T03

Ophthalmic Rose Bengal Strips – 23U01

Ophthalmic Rose Bengal Strips are used to stain devitalized or degenerated epithelial cells as well as mucous filaments.

Advanced Features:

-  Available as sterile strips in individual pouches
-  Each strip is impregnated with 1.50 mg of Rose Bengal
-  Innovative peel open packing with a transparent film on one side
-  Each Strip is individually Wrapped
-  Packed in sterile pouch
-  ETO Sterile



Product Code:

Product	Size	Code
Ophthalmic Fluorescein Sodium Strips	-	23U01


Advin Health Care

Ophthalmic Fluorescein Sodium Strips – 23U02

Ophthalmic Fluorescein Sodium Strips are used to stain devitalized or degenerated epithelial cells as well as mucous filaments.

Advanced Features:

- 👁️ For ecaluating Contact lens fitting
- 👁️ Corneal and conjunctival Problems
- 👁️ Applantation Tonometry
- 👁️ Each Strip is individually Wrapped
- 👁️ Packed in sterile pouch
- 👁️ ETO Sterile



Product Code:

Product	Size	Code
Ophthalmic Fluorescein Sodium Strips	-	23U02

Lissamine Green Strips – 23U03


Lissamine Green strips are ideally used for diagnosis of dry eye syndrome and indication of deficient or damaged corneal cells.

Lissamine Green Strips are considered to be slightly superior to Rose Bengal Strips since it does not sting the eye like Rose Bengal strips.

Also a white light or blue light can be used on the slit lamp during detection.

Advanced Features:

- 👁️ Lissamine Green stains degenerated cells, dead cells, and mucous fibrils in the same manner as
- 👁️ The Cell nucleus is stained more intensely than the cytoplasm
- 👁️ Vacuoles in the mucous thread remain unstained
- 👁️ No irritation and easily washed out
- 👁️ Each Strip is individually wrapped
- 👁️ Packed in sterile pouch
- 👁️ ETO Sterile



Product Code:

Product	Size	Code
Lissamine Green Strips	-	23U03

Gonioscope – 23V01

Single mirror Lens

Advin's Gonioscope is used for viewing the anterior chamber angle and central retina. The mirror angle is 62 ° which when rotated through 360 ° gives a clear view of the anterior chamber angle. Its small contact surface makes it very useful while diagnostic adults as well as children with small palpebral fissure.

Advanced Features:

- 👁️ Made in glass
- 👁️ Contact medium required
- 👁️ Clear view of anterior chamber angle



Double Mirror Lens

Advin's Two opposing mirrors inclined at 62 ° provide a complete 360 ° view of angle with only 90 of rotation of lens. Similar to a single mirror goniolens, the small contact surface helps in examination of children and adults with small fissures.

Advanced Features:

- 👁️ Made in glass
- 👁️ Contact medium required
- 👁️ Clear view of anterior chamber angle

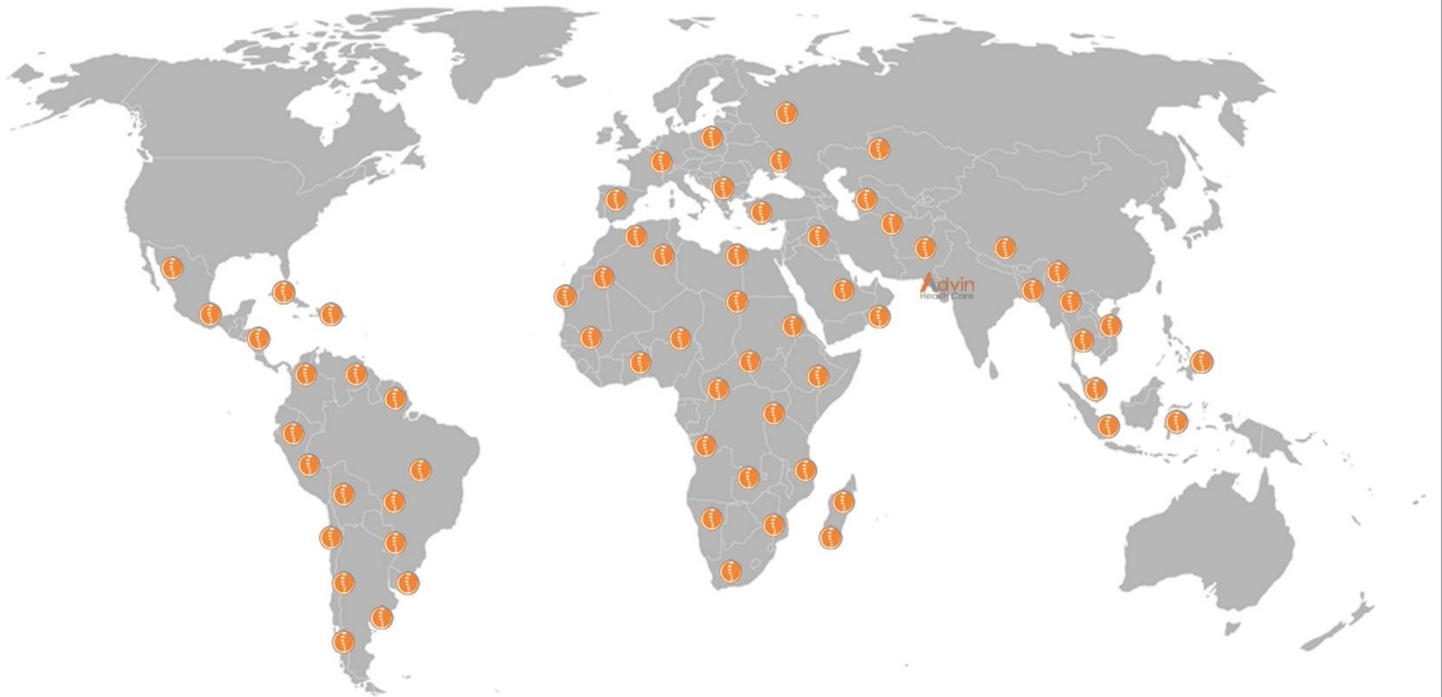


Product Code:

Product	Type	Code
Gonioscope	Single Mirror	23V01
Gonioscope	Double Mirror	23V02



EXPORT MORE THAN
85 COUNTRIES



JOIN OUR
GLOBAL NETWORK



exports@advinhealthcare.com



www.advinhealthcare.com
www.advinurology.com



+91 7600 72 72 50