



ONE STOP  
**SOLUTION**  
FOR ALL  
**HOSPITAL NEED**

UROLOGY  
PRODUCTS  
RANGE

VISIT TODAY  
[www.advinhealthcare.com](http://www.advinhealthcare.com)

FOLLOW US ON



# Urology Product

## 01 Electrosurgical Equipment

- ✓ Electrosurgical Unit - Advin Electro+.....6
- ✓ Bipolar Saline TURP Cautery Machine- Advin TURP +.....8
- ✓ Bipolar Saline With 400 W - Advin TURP + ESU.....10

## 02 Endoscopy Cameras

- ✓ ADVIN HD Endoscopy Camera System.....13
- ✓ USB Endoscopy Camera.....15
- ✓ Video Recorder.....16
- ✓ Camera Coupler.....18
- ✓ Medical Monitor.....19

## 03 Urology Equipment's

- ✓ ADVIN LITHO +.....21
- ✓ Lithotripter Digital.....23
- ✓ Lithotripter Semi – Digital.....25
- ✓ Irrigation Pump.....27
- ✓ ESWL Lithotripter.....28
- ✓ Advin C – Arm.....30
- ✓ ADVIN Urodynamic System.....33
- ✓ Wireless Uroflowmetry System.....36
- ✓ PC Based Uroflowmetry System.....38
- ✓ Bladder Scanner.....41
- ✓ LED Endoscopy Light Source.....43
- ✓ Xenon Light Source.....44
- ✓ LED Head Light.....45
- ✓ Fiber Optic Cable.....46

## 04 TURP Resectoscope Products

- ✓ Monopolar TURP Resectoscope SET.....47
- ✓ Bipolar TURP Resectoscope Set.....52
- ✓ Laser TURP Resectoscope Set.....57
- ✓ Optical Urethrotome Set.....60
- ✓ Pediatric TURP Resectoscope Set.....64
- ✓ Monopolar TURP Working Element.....69
- ✓ Bipolar TURP Working Element.....70
- ✓ Laser TURP Working Element.....72
- ✓ TURP Rotatable Sheath.....73
- ✓ Visual Obturator.....74
- ✓ Monopolar Loop.....75
- ✓ Bipolar Loop.....76
- ✓ Paediatric Loop.....77
- ✓ OTIS Urethrotomy.....78
- ✓ Glass Ellik Bottle.....79
- ✓ Plastic Ellik Bottle.....80
- ✓ TURP Glass Syringe.....81
- ✓ Monopolar TURP Cable Single Steam.....82
- ✓ Bipolar TURP Cable Single Steam .....83
- ✓ Optical Urethrotome Bridge.....84
- ✓ Optical Urethrotome Sheath.....85

## 05 Cystoscopy Products

- ✓ Cystoscope.....86
- ✓ Cystoscopy Sheath .....87
- ✓ Cystoscopy Bridge.....88
- ✓ Cystoscopy Stent Removing Forceps.....89
- ✓ Cystoscopy Biopsy Forceps.....90
- ✓ Optical Biopsy Forceps.....91

✓ Stone Punch Set.....	92
✓ Stone Curshing Forceps.....	93
✓ Litho Bridge.....	94
✓ Cystoscopy Injection Needle.....	95
✓ SPC Trocar.....	96
✓ Paediatric Cystoscope Set.....	97

## 06 Ureteroscopy Products

✓ Ureterorenoscopy.....	101
✓ URS Alligator Forceps.....	102
✓ URS Tripronge Forceps.....	103
✓ URS Fourpronge Forceps.....	104
✓ URS Flat Jaw Forceps.....	105
✓ URS Rate Teeth Forceps.....	106
✓ URS Scissor Forceps.....	107
✓ URS Biopsy Forceps.....	108
✓ Bugbee Electrodes.....	109
✓ URS Bridge.....	110
✓ Path Finder.....	111

## 07 Nephoscopy Products

✓ Percutaneous Nephroscope.....	112
✓ PCNL Operative Sheath.....	113
✓ Mini PCNL Sheath.....	114
✓ Alkaline Cannula.....	115
✓ Alkaline Telescopic Dilator Set.....	116
✓ PCNL Angular Basket.....	117
✓ PCNL Alligator Forceps.....	118
✓ PCNL Flat Jaw Forceps.....	119
✓ PCNL Peanut Jaw Forceps.....	120
✓ PCNL Tripronge Forceps.....	121
✓ PCNL Rate Teeth Forceps.....	122
✓ PCNL Basket.....	123

✓ PCNL Suction.....	124
✓ PCNL Trocar.....	125

## 08 Urethroplasty Instrument SET

✓ Turner Warwick Ring Retractor Set.....	126
✓ Hey Groove Dilator Set.....	127
✓ Davis Boyle Mouth Gag With 5 Blade.....	128
✓ Bone Nibbler.....	129
✓ Bone Cutter.....	130
✓ Urethroplasty Needle Holder.....	131
✓ Mastoid Retractor.....	132
✓ Urethroplasty Gouge.....	133
✓ Surgical Hammer.....	134
✓ Dissecting Forceps.....	135

## 09 Other Urology Instrument

✓ AV Fistula Set.....	136
✓ Male Urethral Dilator Set.....	137
✓ Female Urethral Dilator Set.....	138
✓ Female Urethral Teflon Dilator Set.....	139
✓ Graduation Dilator.....	140
✓ Scope Cleaning Brush.....	141
✓ Catheter Introducer.....	142
✓ Protection Tube.....	143
✓ Laparoscopy 'Y' Connector.....	144
✓ Syringe Connector.....	145
✓ Tubing Connector.....	146

## 10. Urology Drainage Product

✓ Double J Stent.....	147
✓ Silicone Double J Stent.....	149
✓ Triple J Stent.....	150
✓ Endopyelotomy Stent.....	152

- ✓ PCN(Percutaneous nephrostomy) Catheter..153
- ✓ PCN Catheter Set.....155
- ✓ Malecot Nephrotomy Catheter.....156
- ✓ Malecot Catheter Set.....157
- ✓ Re-Entry Malecot Nephrostomy Catheter...158
- ✓ Suprapubic Catheterization Set.....159

## 11 Urology Catheters

- ✓ Ureteric Catheter.....160
- ✓ Urology Dual Lumen Catheter.....161
- ✓ Urodynamic Catheter.....162
- ✓ Clean Intermittent Catheter.....163
- ✓ Foley’s Balloon Catheter.....164
- ✓ Foley Balloon Catheter.....166
- ✓ Intrauterine Insemination Catheter.....168
- ✓ Tiemann Catheter.....169

## 12 Urology Dilators

- ✓ Ureteral Access Sheath.....170
- ✓ Ureteral Balloon Dilator.....171
- ✓ Nephrostomy Balloon Dilator.....172
- ✓ Fascial Dilator Set.....173
- ✓ Filiform Urethral Dilator.....174
- ✓ Meatal Dilator.....175
- ✓ Nottingham Dilator.....176
- ✓ Screw Dilator.....177
- ✓ Ureteral Dilator Set.....178
- ✓ S Curved Dilator Set.....180
- ✓ Amplatz Sheath.....181

## 13 Urology Stone Retrieval Baskets

- ✓ Nitinol Stone Retrieval Basket.....182
- ✓ Stainless Steel Stone Retrieval Basket.....183

- ✓ Forceps Basket.....184
- ✓ Stone Cone.....185
- ✓ Spider Basket.....186
- ✓ PCNL Basket.....187

## 14 Guide Wire

- ✓ PTFE Guide Wire.....188
- ✓ Hydrophilic Guide Wire.....189
- ✓ Zebra Guide Wire.....190
- ✓ Amplatz Guide Wire.....191
- ✓ Zebra Hydrophilic Guide Wire.....192

## 15 Other Urology Disposables

- ✓ Plastibell Circumcision Device.....193
- ✓ Tru Cut Biopsy Needle.....194
- ✓ Semi Automatic Biopsy Gun.....195
- ✓ Automatic Biopsy Gun.....196
- ✓ Initial Puncture Needle.....197
- ✓ Chiba Needle.....198
- ✓ Introducing Needle.....199
- ✓ Penile Clamp.....200
- ✓ Contistrap Clamp.....201
- ✓ Stone Collector.....202
- ✓ Male Circumcision Kit.....203
- ✓ Aliskclamp.....204
- ✓ Gomco Clamp.....205
- ✓ Urine Collection Bag.....206
- ✓ Urometer.....207
- ✓ Urine Leg Bag.....208
- ✓ TUR (Trans Urethral Resection) SET.....209
- ✓ Path Finder.....210

## 16 Urology Implants

- ✓ Penile Prosthesis.....211
- ✓ Testicular Prosthesis.....212
- ✓ Urethral Sling.....213
- ✓ Prostate Stent.....214

## Electrosurgical Unit - Advin Electro+–2C01

It's our immense pleasure to introduce globally most variable Ultramodern Advin Electro + (Electro Surgical Unit 400 W), Which is with lucrative feature and performance, never before available in a single Generator.

Electro Surgical Unit 400W (Advin Electro +) is a machine used for cutting and coagulation in various surgical applications, very effective and smoothly. The isolated bipolar output, which has a non-sparking characteristic, is ideal for microsurgery, Neuro Surgery, Laparoscopy and other applications.

Electro Diathermy with standard Monopolar and Bipolar outputs and other most advanced functions. Electro Surgical Unit also known as Electro Surgical diathermy machine, Electrosurgery Unit, electrocautery, electrosurgical unit, surgical cautery system, Electro Surgical Cautery Unit, Electro Diathermy Unit.

### Advanced Features:

- 👉 High Efficient Cutting and Coagulation
- 👉 Monopolar & Bipolar output
- 👉 Max output 400 watts
- 👉 Body Protected and cardiac protected design.
- 👉 Patient Plate Alarm Systems
- 👉 Accurate Results
- 👉 Safe and Very Effective
- 👉 Simultaneous coagulation facility in Monopolar
- 👉 Digital volume control and audible & visual alarm
- 👉 99 User settable profiles stores all user preferences
- 👉 Best spark gap generators and with minimum cutting effect
- 👉 Single touch switch over from one mode to another mode
- 👉 Works on Generator, Inverter & UPS



### ADVIN ELECTRO+ Use in:

- 👉 Gynaecology / Urology (TURP / TUVP) / Vaginal Hysterectomy / Gastrology / Laparoscopy
- 👉 Orthopedic / Neurology / Spine / Arthroscopy
- 👉 Plastic Surgery
- 👉 Endoscopy
- 👉 All other General Surgical procedure

## General Specification:

- 🔌 Power Supply: 110 V / 60 Hz, 230 V /50 Hz
- 🔌 Program mode: 99 User Controllable program mode
- 🔌 Frequency :480khz
- 🔌 Display: 7 Segment LED
- 🔌 Weight: 9 Kg
- 🔌 Dimension: 50 cm x 40 cm x 33 cm

## Standard Accessories in SET:

- 🔌 Electrosurgical Generator (01)
- 🔌 Silicon Patient Plate with Cable (Autoclavable) (01)
- 🔌 Monopolar Double Pedal Foot Switch (01)
- 🔌 Bipolar Single Pedal Footswitch (01)
- 🔌 Set of Electrodes with Chuk Handle (01)
- 🔌 Bipolar Forcep with Cable (01)
- 🔌 Disposable Pencil (01)
- 🔌 Power Cord (01)

### Electro Surgical Unit (400 W) Specification

#### CUT

Mode	Max Power	Load	Crest Factor
Pure cut Mode	400W	300E	1.5
Blend 1 Mode	250W	300E	1.5
Blend 2 Mode	200W	300E	1.5
Endocut Mode	99%	300E	1.5

#### COAGULATION

Mode	Max Power	Load	Crest Factor
Spray Mode	120W	300E	7
Force Mode	120W	300E	6.5
Fulgurate Mode	150W	300E	6
Desiccate Mode	150W	300E	6

#### BIPOLEAR MODE

Mode	Max Power	Load	Crest Factor
Micro Mode	80W	100E	1.5
Macro Mode	80W	100E	1.5
CUT Mode	100W	100E	1.5
Auto Mode	150W	100E	1.5

## Bipolar Saline TURP Cautery Machine- Advin TURP+-2C02

Bipolar Saline Plasma Resection Unit (ADVIN BI-TUR+) is an advanced unit use for Bipolar resection of Prostate (Bipolar Saline TURP) procedure.

Bipolar Saline Electrosurgical Unit provides bipolar current to remove the prostate tissue. Resection is done under saline (NaCl) by using Bipolar Loop.

High efficient Bi-TUR system, generates plasma instantly around the loop and results smooth resection.

Bipolar Saline Plasma Resection Unit also known as Bipolar Saline TURP Electrosurgical Unit, Bipolar Saline Resection of Prostate.

### Advanced Features:

- Use with Bipolar TURP loop
- Use with Saline Water (0.9% NaCl)
- Advanced Procedure for TURP
- Less Operative Duration
- Less Hospitalization
- Fast Patient Recovery
- Can be perform on Pacemaker and Orthopedic implanted patient
- Accurate output
- Safe and Very Effective



### ADVIN TURP+ Use in:

- TURP (Transurethral resection of the prostate )
- TCRE (Trans Cervical Resection of the Endometrium)
- Hysteroscopy
- Arthroscopic surgery

### Standard Accessories in SET:

- Bipolar Electrosurgical Generator (01)
- Double Pedal Foot Switch (01)
- Power Cord (01)

## Technical Specification:

<b>Bipolar Saline Plasma Resection Unit Specification</b>			
<b>Dimension</b>		290mmx105mmx260mm	
<b>Weight</b>		4 kg	
<b>Input supply voltage</b>		100 – 250 V AC +15% @ 50/60hz	
<b>BI TUR MODE</b>			
<b>Mode</b>	<b>Max Power</b>	<b>Load</b>	<b>Crest Factor</b>
<b>Saline CUT</b>	<b>300W</b>	<b>100E</b>	<b>1.5</b>
<b>Saline COAG</b>	<b>150W</b>	<b>100E</b>	<b>3</b>



## Bipolar Saline With 400 W - Advin TURP+ ESU –2C06

Advin Bi TURP+ is a combination of Bipolar Saline Plasma Resection Unit combination with with 400 W Cautery Machine (Advin BI TURP + Advin Electro +) is an advanced unit use for Bipolar resection of Prostate (Bipolar Saline TURP) procedure and also use in all procedures with 400 W ESW.

Bipolar Saline Electrosurgical Unit provides bipolar current to remove the prostate tissue. Resection is done under saline (NaCl) by using Bipolar Loop.

Electro Diathermy with standard Monopolar and Bipolar outputs and other most advanced functions.

### Advanced Features:

- 👉 Use in Monopolar & Bipolar TURP Procedures
- 👉 Use with Saline Water (0.9% NaCl)
- 👉 Advanced Procedure for TURP
- 👉 Less Operative Duration
- 👉 Less Hospitalization
- 👉 Fast Patient Recovery
- 👉 Can be perform on Pacemaker and Orthopedic implanted patient
- 👉 Accurate output
- 👉 Safe and Very Effective
- 👉 High Efficient Cutting and Coagulation
- 👉 Max output 400 watts
- 👉 Body Protected and cardiac protected design.
- 👉 Patient Plate Alarm Systems.
- 👉 Accurate Results
- 👉 Safe and Very Effective
- 👉 99 User Controllable profiles stores all user preferences
- 👉 Best spark gap generators and with minimum cutting effect
- 👉 Single touch switch over from one mode to another mode
- 👉 Works on Generator, Inverter & UPS



## ADVIN BI-TURP + ESU Use in:

- 🔌 TURP (Transurethral resection of the prostate )
- 🔌 TCRE (Trans Cervical Resection of the Endometrium)
- 🔌 Hysteroscopy
- 🔌 All other surgical procedure with 400 W ESU

## Standard Accessories in SET:

- 🔌 Electrosurgical Unit (01)
- 🔌 Silicon Patient Plate with Cable (Autoclavable) (01)
- 🔌 Monopolar Double Pedal Foot Switch (01)
- 🔌 Bipolar Single Pedal Footswitch (01)
- 🔌 Set of Electrodes with Chuk Handle (01)
- 🔌 Bipolar Forcep with Cable (01)
- 🔌 Disposable Pencil (01)
- 🔌 Power Cord (01)

## General Specification:


- 🔌 Power Supply: 110 V / 60 Hz, 230 V /50 Hz
- 🔌 Program mode: 99 User Controllable program mode
- 🔌 Frequency :480khz
- 🔌 Display: 7 Segment LED
- 🔌 Weight: 9 Kg
- 🔌 Dimension: 50 cm x 40 cm x 33 cm

## Technical Specification:

Bipolar Saline Plasma Resection Unit Specification			
BI TUR MODE			
Mode	Max Power	Load	Crest Factor
Saline CUT	250W	100E	1.5
Saline COAG	150W	100E	3

## Electro Surgical Unit (400 W) Specification

CUT			
Mode	Max Power	Load	Crest Factor
Pure cut Mode	400W	300E	1.5
Blend 1 Mode	250W	300E	1.5
Blend 2 Mode	200W	300E	1.5
Endocut Mode	99%	300E	1.5
COAGULATION			
Mode	Max Power	Load	Crest Factor
Spray Mode	120W	300E	7
Force Mode	120W	300E	6.5
Fulgurate Mode	150W	300E	6
Desiccate Mode	150W	300E	6
BIPOLAR MODE			
Mode	Max Power	Load	Crest Factor
Micro Mode	80W	100E	1.5
Macro Mode	80W	100E	1.5
Auto Mode	150W	100E	1.5



## ADVIN HD Endoscopy Camera System - 2E01

ADVIN HD Endoscopy Camera System gives a best clear vision during all endoscopic procedures.

Endoscopy Camera made with international standard parameters which give accurate result during endoscopic procedure.

### Advanced Features:

- 🏠 Portable and convenient
- 🏠 Good quality image
- 🏠 Attachable with all endoscope
- 🏠 Suitable For All Endoscopic Procedure
- 🏠 Full HD Video Quality
- 🏠 Touch Screen Model



### Accessories:

- 🏠 Endoscope camera host
- 🏠 Power line
- 🏠 Optical coupler
- 🏠 CMOS camera head
- 🏠 CVBS cable
- 🏠 DVI cable
- 🏠 Instruction Manual

## Technical Specification:

### Technical Specification

<b>CVBS output</b>	Composite video single output BNC socket,75hm, 1Vpp
<b>HD_SDI output</b>	HD component serial interface
<b>Indicator</b>	Power single indicator (down) and HD single indicator (up)
<b>Image Freeze</b>	One-click freeze single image
<b>HDMI output</b>	ITU-RBT.709 Digital RGB 24 Bit, Resolution 1280x720P
<b>HD DVI output</b>	HD DVI output (DVI 24+5 socket) , ITU-RBT.709 Digital RGB 24 Bit, Resolution 1280x720P
<b>Earthing Road</b>	Equipotential bonding, Ground Wire
<b>Camera Control Unit Panel</b>	Power Switch   Menu   White Balance   Freeze   Camera cable socket
<b>Back element of camera control</b>	Cooling channel   CVBS output   HD_SDI output   Power supply and HD single lamp   HDMI output   HD DVI output   Power socket   Fuse holder   Earthing rod
<b>Camera Head</b>	Cover   Focusing Circle   Camera Head   White Balance   Freeze   Camera Cable
<b>Power supply</b>	110- 230 V AC, 50/60Hz
<b>Dimension</b>	49 cm x 41 cm x 20 cm
<b>Weight</b>	3 Kg

Health Care

# USB Endoscopy Camera - 2E02

ADVIN USB Endoscopy Camera System gives a best clear vision during all endoscopic procedures.

## Advanced Features:

- 👨‍⚕️ Original import ccd chip
- 👨‍⚕️ Multi-output: USB, BNC, AV.
- 👨‍⚕️ Portable and convenient
- 👨‍⚕️ Good quality image
- 👨‍⚕️ Attachable with all endoscope
- 👨‍⚕️ Don't need driver



## Technical Specification:

Technical Specification	
<b>Support System</b>	Windows XP,7,8,&10
<b>Horizontal resolution</b>	700TVL
<b>Extinction speed</b>	<0.2s
<b>SNR</b>	≥50dB
<b>Video output</b>	USB,BNC,AV port
<b>Can connect with</b>	computer, medical monitor & home TV

Advin Health Care

## Video Recorder - 2E04

ADVIN Video Recorder system use in All Endoscopic procedures. Its high-resolution MP4/MPEG medical video recording system. It can save video files DVD/SD card/ Pen drive or Hard Disk.

### Advanced Features:

- 👤 User friendly interface.
- 👤 Direct real time video to USB/DVD/Memory Card
- 👤 AV Compatible to all camera systems.
- 👤 High resolution MP4 video recording.
- 👤 Upscale to full HD output of HDMI(1080p)
- 👤 Preview video on built-in 2.8" high resolution screen



### Technical Specification:

#### Technical Specification

<b>LCD Screens</b>	2.8" LCD Color Screen.
<b>Resolution</b>	320 x 240 pixels
<b>CPU</b>	Power single indicator (down) and HD single indicator (up)
<b>RAM</b>	1GB DDR3.
<b>NAND Flash</b>	8GB.
<b>DVD ROM</b>	DVD Recorder.
<b>Recordable disk</b>	DVD+R,DVD+RW,DVD-R,DVD-RW.
<b>Memory card</b>	SD/MMC.
<b>AV IN</b>	Yes
<b>HDMI Output</b>	HDMI 1.4 Output (1080P).
<b>Video copying</b>	Record videos from USB,AV in and memory Card onto DVD.
<b>Preview with LCD screen</b>	Preview photos and videos on USB/memory card/recorded discs with LCD screen.

## Input Connectors

<b>Composite Video</b>	RCA (PAL/NTSC) Through Adaptor (PAL/NTSC)
<b>Recording Format</b>	MPEG-4.
<b>Capture Output(Selectable)</b>	To USB Drive. To DVD. To Memory Card. Video quality depended on stick data rate.
<b>Output Display</b>	HDMI with Up-Scaling Function.
<b>Video Recording Resolution</b>	PAL: 720x576 Pixels. NTFS: 720x480 Pixels.
<b>Size</b>	155x155x47mm
<b>Weight</b>	350 gm



## Camera Coupler - 2E05

Advin health care offers camera Coupler with international quality standards. Endoscope Camera Coupler for Rigid Endoscope Laparoscope Full HD Vision.

### Advanced Features:

- 🏠 Optical lenses are composed of multiple sets of non spherical lenses
- 🏠 high wear resistance
- 🏠 multilayer coating eliminate stray light technology
- 🏠 Lens optical transmission rate is greater than 98%
- 🏠 high definition imaging



### Technical Specification:

#### General Specification

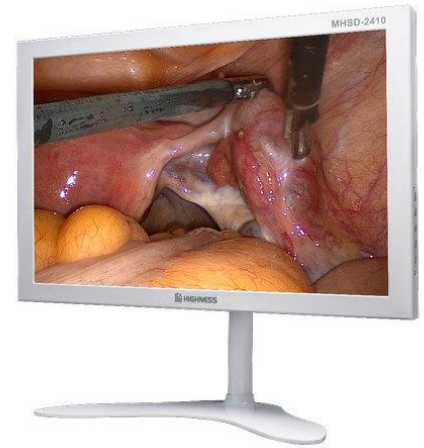
<b>Focal Length</b>	18 – 35 mm
<b>Mount</b>	C/CS
<b>Format</b>	½"
<b>Resolution</b>	1280 x 1024 Pixels
<b>Centre</b>	150 lp/mm
<b>Edge</b>	120 lp/mm
<b>Dimension</b>	φ48 x 62 mm
<b>Weight</b>	125 Gm

## Medical Monitor - 2E07

Advin health care offers Medical Monitor is most basic & elementary Medical-Grade Displays meant for use by Clinicians for review of images after the reporting has been done.

### Advanced Features:

- 👁️ Optical lenses are composed of multiple sets of non spherical lenses
- 👁️ high wear resistance
- 👁️ multilayer coating eliminate stray light technology
- 👁️ Lens optical transmission rate is greater than 98%
- 👁️ high definition imaging
- 👁️ Waterproof structure design



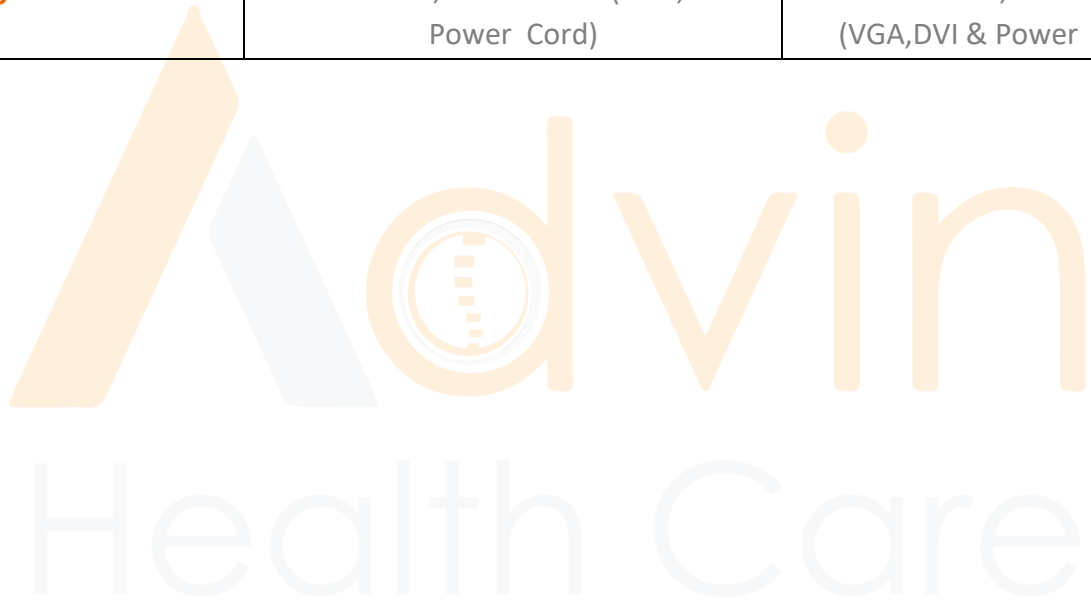
### Application:

- 👁️ Laparoscopy
- 👁️ Endoscopy
- 👁️ Arthroscopy

### Technical Specification:

Specification	24"	32"
<b>Display</b>	TFT LCD	TFT LCD
<b>Screen Size</b>	24"	32"
<b>Screen size ( H x V)</b>	518 x 324 mm	708 x 398 mm
<b>Ratio</b>	16:10	16:9
<b>Resolution</b>	1920 x 1200	3840 x 2160
<b>Pixel Pitch</b>	0.270 mm	184.5um
<b>Viewing Angle</b>	178°	178
<b>Max. Luminance</b>	300 cd/m <sup>2</sup>	350cb/m <sup>2</sup>
<b>Contrast Ratio</b>	1000:1	1000:1
<b>Colour</b>	RGB 8 Bit Data	1.07 Billion
<b>Response Time(Tr + Tf)</b>	12ms	12ms
<b>Scanning Frequency (H,V)</b>	55 – 98 KHz, 45 – 80 Hz	257.24-280 MHz, 59-61Hz

<b>Video Inputs Signals</b>	Digital Signal: - HDMI Standard, DVI, DP Analog Signal: - VGA.	Digital Signal: - HDMI Standard, DP & Dual DVI.
<b>Interface Port</b>	Digital input:- HDMI Port, DVI, Display Port Analog Video:- 15 Pin D-Sub	Digital input:- HDMI1, HDMI2, DPIN, DPOUT, DVI
<b>Power Requirements (Nominal)</b>	100-240V	100-240V
<b>Power Consumption (Nominal)</b>	90W Max	50 W Max
<b>Power Saving</b>	EPA, VESA Standard	EPA, VESA Standard
<b>Operating Temperature</b>	0 to +35°C	0 to +50°C
<b>Storage Temperature</b>	-20 to +60°C	-20 to +60°C
<b>Relative Humidity</b>	10% to 90% (Non Condensing)	10% to 90% (Non Condensing)
<b>Mounting Standard</b>	VESA (100 mm)	Wall Mount
<b>Accessories</b>	User Manual, Video Cable (VGA, DVI & Power Cord)	User Manual, Video Cable (VGA, DVI & Power Cord)



## ADVIN LITHO + - 14A01 (Advanced Pneumatic Lithotripter)

Advin Litho+ world First Advanced Machine having facility to count Stock during Procedure and display it.

LITHO+ is a result of Research and hardwork of ADVIN team for continuous 2 Years and also help with doctors Feedback.

Pneumatic Litho+ can break any size of Kidney, Bladder and Ureter stones very effectively.

### Advanced Features:



- 🏆 Advin Litho+ is an ADVIN R&D Product to make stone removal effectively
- 🏆 LED Display
- 🏆 International Quality Standard & Best Look
- 🏆 Stock Count help doctors to reduce operative time
- 🏆 Highly precise electro-pneumatic device
- 🏆 Users Friendly, Easy to operate, No Maintenance Cost
- 🏆 Used in Kidneys, Ureter and bladder stone Fragmentation
- 🏆 Very Efficient Fragmentation of Stone
- 🏆 Decrease risk of Thermal Injury
- 🏆 Compact & Mobile Unit



Health Care

## Technical Specification:

### General Specification

<b>Control Unit</b>	Size: L 29 cm X W 26 cm X H 15 cm
<b>Hand Piece</b>	Weight: 1.5 Kg Length: 18.5 Cm
<b>Supply Voltage (Compatible With)</b>	Weight : 110 Gms 220 – 240 AC Volts, Frequency 50 Hz 110 – 130 AC Volts, Frequency 60 Hz
<b>Power Consumptions</b>	30 – 40 Watts
<b>Input Gas</b>	Compressed Dry Air /Oxygen
<b>In Let Pressure To Control Unit</b>	4 Kg / cm <sup>2</sup> – 6 Kg / cm <sup>2</sup> by oxygen regulator
<b>Out Let Pressure Indication</b>	0 – 5 Kg / cm <sup>2</sup> by Digital Display
<b>Sterilization</b>	Formalin chamber OR Cidex.
<b>Freq. of Impact</b>	 Single Pulse  Multiple Pulse – 1 pulse/second to 12 pulse/second

### Probes

<b>For Ureteric Stones (Ureteroscopy Probes )</b>	Sizes:0.8MM / 1MM / 1.1 MM / 1.2 MM / 1.4 MM / 1.5 MM Length: 610 mm
<b>For Kidney Stones (PCNL Probes)</b>	Size: 2.5 MM, 3.0 MM Length: 450mm
<b>For Bladder Stone</b>	Size: 1.5mm Length: 460mm

## Pressure Range:

Types of Stone	Operating Pressure
<b>Ureteric stones</b>	1 kg./cm <sup>2</sup> to 2.5 Kg./cm <sup>2</sup>
<b>Kidney Stones</b>	1 kg./cm <sup>2</sup> and 4 Kg./cm <sup>2</sup>
<b>Bladder Stones</b>	1 kg./cm <sup>2</sup> and 4 Kg./cm <sup>2</sup>

## Lithotripter Digital -14A02

Advin Lithotripter Digital is the intra corporeal Pneumatic lithotripter having superior technology. It is a most reliable device, found to be very safe and user's friendly for fragmenting stones in the kidney, ureter and urinary bladder. It Known as Intracorporeal Lithotripter, Intracorporeal Pneumatic Lithotripter, Pneumatic Lithotripter Machine, Digital Pneumatic Lithotripter and Stone Breaker Pneumatic Lithotripter.

Intra Corporeal Pneumatic Lithotripter converts Kinetic impact energy to a mechanical strain which is passed through probe to the calculus. Lithotripter Hand Piece converts Kinetic Energy to Mechanical Strain and it is passing through probe. When energy is transmitted from the LITHOCLAST probe to the calculus, the result is disintegration of the calculus.

Digitally controlled microprocessor in Advin Lithotripter Digital gives accurate Single pulse and continuous pulse. In continuous pulse mode we can adjust pulse per second by touch switch and result revealed in digital display.

Advin Lithotripter Digital is compatible with Air Compressor and Oxygen Cylinder which is available in Hospitals. Advin Lithotripter control input pressure and gives required output to the hand piece so it is also called as "Digitally Controlled Pressure Flow Device".



Advin Lithotripter Digital is matches with international quality standards and most accurate device. It is designed with superior technology and user's friendliness. Advin Lithotripter is also called as Ballistic Lithotripter, Lithoclast, Intracorporeal Pneumatic Lithotripter, endoscopic lithotripsy, Ureteroscopic pneumatic lithotripsy, lithotripter machine and Pneumatic Lithotripter.

### Advanced Features:

- 🕒 Most effective method for the removal of large calculi
- 🕒 Faster stone removal compare to other stone removal procedure
- 🕒 No heat generation on the tip of the probe so no damage to the mucosa
- 🕒 Tissue remains unchanged
- 🕒 Highly precise electro-pneumatic device
- 🕒 Users Friendly, Easy to operate, No Maintenance Cost
- 🕒 Rigid probe provides rapid and safe fragmentation of the large and hard calculi
- 🕒 Used in Kidneys, Ureter and bladder stone Fragmentation
- 🕒 Very Efficient Fragmentation of Stone

## Technical Specification:

### Technical Specification

<b>Control Unit</b>	Size: L 19.7 cm X W 23.9 cm X H 12.7 cm
<b>Hand Piece</b>	Weight: 1.9 Kg Length: 18.5 Cm Weight : 0.15 Kg
<b>Supply Voltage (Compatible With)</b>	220 – 240 AC Volts, Frequency 50 Hz 110 – 130 AC Volts, Frequency 60 Hz
<b>Power Consumptions</b>	30 – 40 Watts
<b>Input Gas</b>	Compressed Dry Air /Oxygen
<b>In Let Pressure Minimum ( To Control Unit)</b>	4 Kg / cm <sup>2</sup> by oxygen regulator
<b>In Let Pressure Maximum ( To Control Unit)</b>	6 Kg / cm <sup>2</sup> by oxygen regulator
<b>Out Let Pressure Indication</b>	0 – 5 Kg / cm <sup>2</sup> by Digital Display
<b>Freq. of Impact</b>	Single Pulse Multiple Pulse – 1 pulse/second to 12 pulse/second

### Probes

<b>For Ureteric Stones (Ureteroscopy Probes )</b>	Size: 0.8mm, 1mm, 1.1mm, 1.2mm, 1.4mm, 1.5mm Length : 610 mm
<b>For Kidney Stones (PCNL Probes)</b>	Size: 2.5mm, 3.0mm Length : 450mm
<b>For Bladder Stone</b>	Size: 1.5mm Length : 460mm

## Pressure Range:

Types of Stone	Operating Pressure
<b>Ureteric stones</b>	1 kg./cm <sup>2</sup> to 2.5 Kg./cm <sup>2</sup>
<b>Kidney Stones</b>	1 kg./cm <sup>2</sup> and 4 Kg./cm <sup>2</sup>
<b>Bladder Stones</b>	1 kg./cm <sup>2</sup> and 4 Kg./cm <sup>2</sup>

## Lithotripter Semi - Digital - 14A03

Advin Lithotripter Semi - Digital is the intra corporeal Pneumatic lithotripter having superior technology. It is a most reliable device, found to be very safe and user's friendly for fragmenting stones in the kidney, ureter and urinary bladder. It Known as Intracorporeal Lithotripter, Intracorporeal Pneumatic Lithotripter, Pneumatic Lithotripter Machine, Semi-Digital Pneumatic Lithotripter and Stone Breaker Pneumatic Lithotripter.

Intra Corporeal Pneumatic Lithotripter converts Kinetic impact energy to a mechanical strain which is passed through probe to the calculus. Lithotripter Hand Piece converts Kinetic Energy to Mechanical Strain and it is passing through probe. When energy is transmitted from the LITHOCLAST probe to the calculus, the result is disintegration of the calculus.

Digitally controlled microprocessor in Advin Lithotripter Digital gives accurate Single pulse and continuous pulse. In continuous pulse mode we can adjust pulse per second by touch switch and result revealed in digital display.

Advin Lithotripter Semi - Digital is compatible with Air Compressor and Oxygen Cylinder which is available in Hospitals. Advin Lithotripter manually control input pressure and gives required output to the hand piece so it is also called as "Manually Controlled Pressure Flow Device". An show the pressure on pressure gauge.



Advin Lithotripter Semi-Digital is matches with international quality standards and most accurate device. It is designed with superior technology and user's friendliness. Advin Lithotripter is also called as Ballistic Lithotripter, Lithoclast, Intracorporeal Pneumatic Lithotripter, endoscopic lithotripsy, Ureteroscopy pneumatic lithotripsy, lithotripter machine and Pneumatic Lithotripter.

### Advanced Features:

- 🕒 Most effective method for the removal of large calculi
- 🕒 Faster stone removal compare to other stone removal procedure
- 🕒 No heat generation on the tip of the probe so no damage to the mucosa
- 🕒 Tissue remains unchanged
- 🕒 Highly precise electro-pneumatic device
- 🕒 Users Friendly, Easy to operate, No Maintenance Cost
- 🕒 Rigid probe provides rapid and safe fragmentation of the large and hard calculi
- 🕒 Used in Kidneys, Ureter and bladder stone Fragmentation
- 🕒 Very Efficient Fragmentation of Stone
- 🕒 Decrease risk of Thermal Injury compare to other Lithotripsy Procedure

## Technical Specification:

### Technical Specification

<b>Control Unit</b>	Size: L 19.7 cm X W 23.9 cm X H 12.7 cm Weight: 1.9 Kg
<b>Hand Piece</b>	Length: 18.5 Cm Weight : 0.15 Kg
<b>Supply Voltage (Compatible With)</b>	220 – 240 AC Volts, Frequency 50 Hz 110 – 130 AC Volts, Frequency 60 Hz
<b>Power Consumptions</b>	30 – 40 Watts
<b>Input Gas</b>	Compressed Dry Air /Oxygen
<b>In Let Pressure Minimum ( To Control Unit)</b>	4 Kg / cm <sup>2</sup> by oxygen regulator
<b>In Let Pressure Maximum ( To Control Unit)</b>	6 Kg / cm <sup>2</sup> by oxygen regulator
<b>Out Let Pressure Indication</b>	0 – 5 Kg / cm <sup>2</sup> by Pressure Gauge
<b>Freq. of Impact</b>	Single Pulse Multiple Pulse – 1 pulse/second to 12 pulse/second

### Probes

<b>For Ureteric Stones (Ureterenoscropy Probes )</b>	Size: 0.8mm, 1mm, 1.1mm, 1.2mm, 1.4mm, 1.5mm Length : 610 mm
<b>For Kidney Stones (PCNL Probes)</b>	Size: 2.5mm, 3.0mm Length : 450mm
<b>For Bladder Stone</b>	Size: 1.5mm Length : 460mm

## Pressure Range:

Types of Stone	Operating Pressure
<b>Ureteric stones</b>	1 kg./cm <sup>2</sup> to 2.5 Kg./cm <sup>2</sup>
<b>Kidney Stones</b>	1 kg./cm <sup>2</sup> and 4 Kg./cm <sup>2</sup>
<b>Bladder Stones</b>	1 kg./cm <sup>2</sup> and 4 Kg./cm <sup>2</sup>

## Irrigation Pump – 14A04

Advin Health Care Manufacturer Irrigation Pump during Endoscopic procedures. Advin Irrigation Pump use in urology Surgery, Arthroscopy, & laparoscopy ETC.

The irrigation pump is designed according to the clinical experiment and is suitable for hysteroscope and urological surgery system.

The intelligent self-diagnosis function can directly connect the infusion tube of the pressure sensor to the equipment, convenient and quick.

Once the cavity pressure is greater than or equal to the preset pressure, the infusion will be stopped automatically and the patient's safety will be ensured to a greater extent.

### Advanced Features:

- ☺ Maintain inside pressure
- ☺ Auto cut off / auto start
- ☺ Accurate Result
- ☺ Work on any surgical procedure
- ☺ Compatible with any instruments
- ☺ Light weight
- ☺ Fast, safe and economical



### SET includes:

- ☺ Irrigation Pump – 1
- ☺ Power Cable – 1
- ☺ Tubing – 1
- ☺ Bottle Connector – 1
- ☺ Y connector - 1

### Technical Specification:

#### Technical Specification

<b>Power Supply</b>	240 V AC – 50Hz
<b>Power Consumption</b>	100VA
<b>Flow Rate</b>	10 – 9999 MI/Min
<b>Pressure Range</b>	10 – 500 mmHg
<b>Accuracy</b>	± 10%

## ESWL Lithotripter - 14A06

Advin ESWL is a highly effective, budget friendly, robust & eshetic system designed for the best performance in ESWL operation.

Its performance is optimized to meet the expectations by carefully selected features. In Operation, it is indicated for all of the urinary system tract stones suitable for ESWL and typical stone free rate is over 95 %.

The system can be operated with both C-arm X-ray imaging system and spherical ultrasound attachment for the stone localization. With very short break-even term, ESWL is the right choice for your urology clinic to start a profitable business.

### Advanced Features:

- 👨‍⚕️ Non-invasive, so there is no risk of infection, bleeding or pain.
- 👨‍⚕️ No special infrastructural requirement
- 👨‍⚕️ Safe & effective
- 👨‍⚕️ Use Focusing Shock Waves to breakdown a stone into small pices.
- 👨‍⚕️ No General Aneshtesia
- 👨‍⚕️ Short Treatment Time
- 👨‍⚕️ Covenience
- 👨‍⚕️ Wide Movement Range
- 👨‍⚕️ Compatiable with patient & doctor
- 👨‍⚕️ C-Arm With X-ray Imaging System
- 👨‍⚕️ Ultrasound attachement for the stone Localization



## Technical Specification:

### Technical Specification

<b>External power supply</b>	100-240V AC-50/60Hz
<b>Energy Source</b>	Electro-Hydraulic Spark –Gap System
<b>Electrode</b>	Long Life Electrode Standard type disposable Electrode
<b>Focal Pressure</b>	500 – 1200 bar
<b>Focal Distance</b>	135.5 mm
<b>Patient Area</b>	250 cm x 68 cm +/- 1 cm
<b>Table movements</b>	250 mm motorized UP / Down, 150 mm longitudinal and 150mm transversal movements
<b>Lifting capacity</b>	200 kg
<b>Area Necessary</b>	Minimum 4m x 3 m room
<b>Operating Temperature</b>	+10/30°C
<b>Safety Standard</b>	IEC 60601-1 Class 2 Type : B



## Advin C – Arm –2I01

ADVIN X-ray & Radiological equipment's are Introducing Mobile C-arm IITV system HFSeries. This highfrequency inverter based X-ray system gives the excellent image quality.

This C-arm system is mainly useful for orthopedic, Urology, Gastro, Neuro & Pain management. This Mobile C-arm IITV system is microcontroller based & this 3.5kW C-arm system produces ripple free X-rays.

### Advanced Features:

- 🔗 Ergonomically well designed fully counterbalanced, compact & Light Weight C –Arm design
- 🔗 Heat & Fire proof wiring (use of teflon Wire)
- 🔗 Well design & fabricated structure fitted on heavy duty wheel with double ball bearing give smooth mobility
- 🔗 Tube Overloading auto protection controlled by micro controller
- 🔗 System has 5 Type of Mode for operating convinces
  1. Manual Mode
  2. S mode
  3. Pulse Mode
  4. HD mode
  5. ABS mode



### Application:

- 🔗 Orthopedic / Truma / Spine Surgery
- 🔗 Urology / Lithotripsy
- 🔗 Gastro / Neuro / Pain Management

### Image Intensifier:

9" triple filed latest series within metal input II for unrivalled resolution, low structural noise & high conversion factor.

## Charged Coupled Device (CCD) Camera:

High resolution CCD Camera specially designed to operate with image intensifier at low input of 0.3 Lux Output, 625 lines / field.

## Advantages of HF Generator:

- ☺ Gives 70% - 80 % more output.
- ☺ Output wave form is practically constant at peak value, thus the output is very efficient.
- ☺ Negligible soft-radiation hence skin dose is low.

## Exceptional images Quality:

Delivers consistent, undistorted edge-to-edge image quality and superb contrast resolution to support critical decisions. Take a high resolution digital exposure to check device placement.

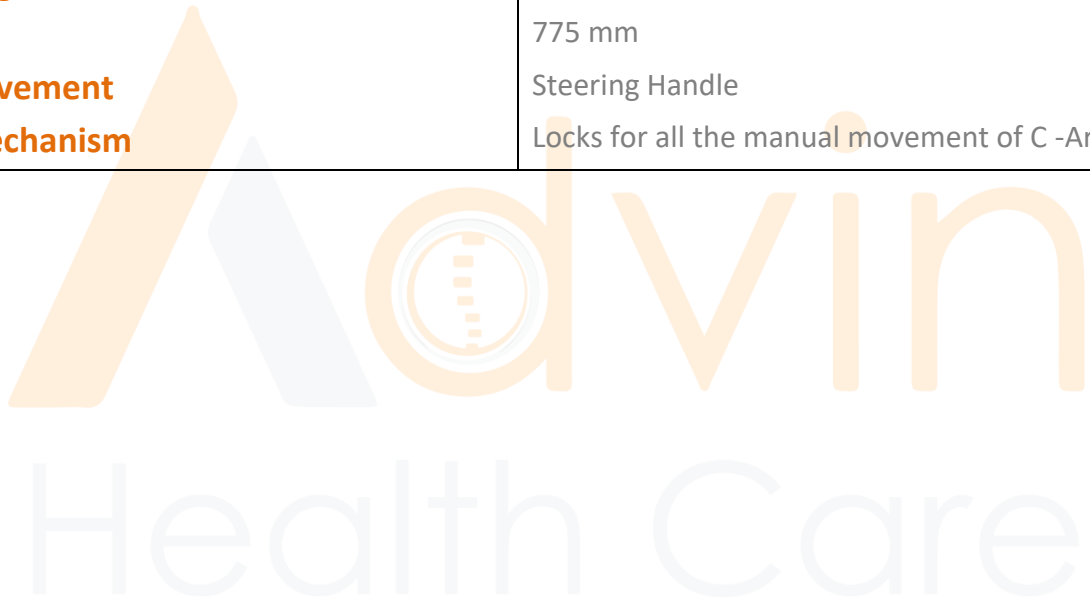
## Technical Specification:

Model No.	210135	210150
<b>Power</b>	220 V / 50Hz, 15 A ±10%	220 V / 50Hz, 15 A ±10%
<b>Type of Generator</b>	40KHz High Frequency	40 kHz High Frequency
<b>Tube Type</b>	Double focus stationary anode	Double focus stationary anode
<b>Focal Spot</b>	Small Focus: 0.6 mm x 0.6 mm Large Focus: 1.5 mm x 1.5 mm	Small Focus: 0.6 mm x 0.6 mm Large Focus: 1.5 mm x 1.5 mm
<b>Fluoroscopy kVp</b>	40 – 110kVp (single Step)	40 – 110kVp (single Step)
<b>Normal Fluoroscopy</b>	0.1 – 3.0 mA	0.1 – 4.0 mA
<b>HD Fluoroscopy</b>	0.1 – 5.0 mA	0.1 – 8.0 mA
<b>Fluoroscopy Timer</b>	Temperature controlled (5 Min. Cumulative)	Temperature controlled (5 Min. Cumulative)
<b>Radiographic mAs</b>	Up to 200 mAs.	Up to 200 mAs.
<b>Radiographic Timer</b>	An Inbuilt Rad timer enable to show continuous variable mAs for radiography	An Inbuilt Rad timer enable to show continuous variable mAs for radiography
<b>Automatic Dose Rate</b>	ABS Control is provided	ABS Control is provided
<b>Self-Diagnostic</b>	Self-Diagnostic Errors	Self-Diagnostic Errors
<b>Image Intensifier</b>	9" Triple Filed Image Intensifier	9" Triple Filed Image Intensifier
<b>Camera</b>	High resolution CCD camera, Optional 1 k X 1K camera	High resolution CCD camera, Optional 1k X 1K camera

<b>Display Monitor</b>	2 Nos. Monitors of 17" LED's /LCD Optional 1 No. 32" LED's / LCD	2 Nos. Monitors of 17" LED's /LCD Optional 1 No. 32" LED's / LCD
<b>Memory</b>	100 frames images memory with LIH with IR remote support. External USB Drives Carry	100 frames images memory with LIH with IR remote support. External USB Drives Carry

### C –Arm Mechanicals

<b>Axial Rotation</b>	±180°
<b>Source to II distance</b>	900 mm
<b>Arc Orbital Movement</b>	200 mm
<b>Arc – Depth</b>	640 mm
<b>Horizontal Movement</b>	200 mm
<b>Vertical Movement</b>	400 mm
<b>Swivel Range</b>	± 12.5°
<b>Clearance</b>	775 mm
<b>Lateral Movement</b>	Steering Handle
<b>Locking Mechanism</b>	Locks for all the manual movement of C -Arm



## ADVIN Urodynamic System –14A07

ADVIN URODYNAMIC System is highly advanced compact Urodynamic System provide complete solution for Urodynamic Testing. ADVIN URODYNAMICS study that assesses how the bladder and urethra are performing their job of storing and releasing urine.

Accurate investigation of the function of the lower urinary tract bladder & urethra using physical measurements such as bladder pressure and flow rate as well as clinical assessment.

The ultimate goal of urodynamics is to aid in the correct diagnosis of lower urinary tract dysfunction based upon its pathophysiology.

Urinary incontinence is one of the most common urinary conditions affecting people of all ages and gender with symptoms being more common in individuals over age 60.

Urodynamic tests are usually performed in department like Urology, Gynecology and obstructive gynecology.

It is known as Urodynamic System, Urodynamic Machine, Urodynamic Study Machine, Urodynamic Unit, Urodynamic Study Machine.

### Advanced Features:

- 👉 Compact & Attractive Body
- 👉 Optional EMG module Available
- 👉 user friendly software interface
- 👉 wide range of testing protocols
- 👉 User friendly Software
- 👉 Easy to move anywhere
- 👉 Height Adjustable Stand
- 👉 Integral isolated power distribution
- 👉 User configurable studies, settings & reports
- 👉 Decrease wait time for diagnostic testing & Improve patient comfort
- 👉 User editable Software & Report Formats



## SET includes:

- 🪸 Pressure sensors (02)
- 🪸 weight based Uroflow Sensor (01)
- 🪸 Jar/ funnel / stand (01)
- 🪸 Infused Volume Sensor (01)
- 🪸 Infusion pump (01)
- 🪸 Software CD (01)
- 🪸 PC/laptop interface Box (01)
- 🪸 Stainless steel trolley (01)
- 🪸 Folding commode seat (01) / Commode Stool (01)

## Advin Urodynamic measure:

- 🪸 Urge Incontinence
- 🪸 Stress Incontinence
- 🪸 Urinary Retention
- 🪸 Urinary Frequency
- 🪸 Nocturia
- 🪸 Hesitancy
- 🪸 All other storage and micturition issues.

## Actual Measurement by Advin Urodynamic System:

- 🪸 Pressure:
  - Vesical Pressure ( Pves )
  - Abdominal Pressure (Pabd)
  - Detrusor Pressure (Pdet)
  - Urethral Pressure ( Pura ) (optional)
- 🪸 Infused Volume
- 🪸 Infusion Rate
- 🪸 Uroflow: Flow & Voided Volume
- 🪸 Post voiding residual
- 🪸 EMG (optional)

## Measurements:

- 🏠 Pressure range: -40 to 300 cmH<sub>2</sub>O
- 🏠 Scale: 0-50, 0-100, 0-200 cm
- 🏠 Water/saline infusion by: Gravity or infusion pump
- 🏠 Sensor: weight based
- 🏠 Range: 0 – 2000 ml, scale: 0 – 500, 0- 1000ml
- 🏠 Infusion Rate: 15ml/min. to 100ml/min
- 🏠 Flow range: 0-100 ml/sec, scale: 0-25, 0-50 ml/sec.
- 🏠 Voided volume range: 0- 1000ml, scale: 0 -500, 0- 100 ml
- 🏠 Residual Volume: 0- 1000ml

## General specification:

- 🏠 Power Supply : 110- 240 V AC, 50/60 Hz
- 🏠 Weight : 19 kg
- 🏠 Dimension: 71 x 44 x 42 cm

## Test Includes:

- 🏠 Uroflowmetry – Measure urine Flow
- 🏠 Cystometry – Measures the pressure in the rectum and in the bladder.
- 🏠 Pressure Flow Study – Measures strength of sphincter contraction.

Advin  
Health Care

## Wireless Uroflowmetry System –14A08

Advin Wireless Uroflow is an advance version of Uroflowmetry Systems designed to monitor the urinary volume and flow rate.

Benefit of wireless Uroflowmetry System is to store report along with patient information in PC (Computer / Laptop) and can be recall easily. Comparison of Graph can be easy.

Advin Uroflow is weight based uroflowmetry system, which gives accurate data as well as graphic representation of the urine flow.

Advin Wireless Based Uroflow is a fully automatic microprocessor based device with digitally controlled weight based flow transducer.

Our Uroflowmetry System is used to detect the deficiency in urinary track of human body.

Uroflowmetry Procedure is non invasive method. The patient therefore feels comfortable during the micturation process and as such a very natural and accurate report is revealed. Advin Uroflow system is very helpful for day to day flow study.








It is Known as Urine Flow Meter, Uroflowmetry System, Computer Based Urinary Flow Meter, Uroflowmetry Machine, Uroflowmetry Test Machine, Uroflowmetry Equipment, Uroflow Test Unit.

### Specification:

- 🕒 Successive test can be taken without the need to, empty the jar after every test
- 🕒 Voilded volume, Average Flow rate, Max. Flow rate
- 🕒 Computed max. Flow rate, Voided time, flow time
- 🕒 Max. Flow time, Delay time, Computed Av. Flow rate, Interval Time
- 🕒 Test results stored on hard disk & can be recalled whenever required
- 🕒 Alarm to sensor not connected , jar full & sensor faulty
- 🕒 Fully Automatic Start & stop
- 🕒 Also print data stored



## SET includes:

-  PC side USB interface Module – 1 No.
-  Sensor side Wireless Module – 1 No.
-  Weight Based Uroflow sensor – 1 No.
-  Plastic Jar – 1 No.
-  Funnel – 1 No.
-  Stainless Steel height adustable Sensor stand – 1 No.
-  Stainless Steel Commode Seat – 1 No. (Optional)

## Technical Specification:

### Technical Specification

<b>Operating System</b>	Window 7/8/10
<b>Connectivity</b>	USB 2.0
<b>Accuracy</b>	± 2 %
<b>Sensor</b>	Load based uroflow sensor
<b>Mode of measurement</b>	Auto mode & Hesitancy Moe
<b>Volume Rate</b>	0 – 1000 ml
<b>Flow rate</b>	0 – 50 ml/sec
<b>Supply voltage</b>	12V
<b>Power input</b>	240 V AC, 50 Hz
<b>Max. Measurement Duration</b>	180 seconds

## PC Based Uroflowmetry System –14A09

Advin PC Based Uroflow is an advance version of Uroflowmetry Systems designed to monitor the urinary volume and flow rate. Flow transducer is directly connected with PC (Computer / Laptop) through USB port and report will be store in PC. Benefit of PC based Uroflowmetry System is to store report along with patient information in PC (Computer / Laptop) and can be recall easily. Comparison of Graph can be easy.

Advin Uroflow is weight based uroflowmetry system, which gives accurate data as well as graphic representation of the urine flow. Advin PC Based Uroflow is a fully automatic microprocessor based device with digitally controlled weight based flow transducer. Our Uroflowmetry System is used to detect the deficiency in urinary track of human body.

Uroflowmetry Procedure is non invasive method. The patient therefore feels comfortable during the micturation process and as such a very natural and accurate report is revealed. Advin Uroflow system is very helpful for day to day flow study. It is Known as Urine Flow Meter, Uroflowmetry System, Computer Based Urinary Flow Meter, Uroflowmetry Machine, Uroflowmetry Test Machine, Uroflowmetry Equipment, Uroflow Test Unit.

### Advanced Features:

- 👉 Advanced PC Based Uroflow System
- 👉 Report and Patient information store in Computer/ Laptop
- 👉 Previous report can be recall easily
- 👉 Comparison of report easily
- 👉 Digitally controlled weight based Uroflowmetry Systems
- 👉 Fully Automatic with auto start and stop.
- 👉 Automatic analysis
- 👉 Accurate Result
- 👉 Non Invasive Method
- 👉 No Risk to Patient with this test
- 👉 No Hospitalization
- 👉 Cost effective Device
- 👉 Light weight, Compact and Easy to handle.
- 👉 Maintenance free and very easy to operate
- 👉 System is users friendly and also easy to operate.
- 👉 Easy to clean and reusable.
- 👉 Match with international quality standards



## SET includes:

- 🚽 PC Based System Module
- 🚽 Flow Transducer / Sensor
- 🚽 Beaker
- 🚽 Funnel

## Procedure of PC Based Uroflowmetry System:

When patient start voiding, a volume change is sensed by the microprocessor based device Transducer (Weight Based Transducer), which determines and stores urinary volume, flow rate and time.

At the end of micturation process the microprocessor based device programmed to determine parameters and send data to PC (Computer/ Laptop). In PC we can see graphical flow curve of the micturation process by the means of flow rate v/s time as well as statistics relating to parameters of urinary flow altogether with the patient information.

This graph will be saved in PC (Computer/ Laptop) with patient information; we also take printout of the same.

## Parameters are reflected by the Uroflowmetry Test

- 🚽 Voided volume (ml)
- 🚽 Maximum flow rate (ml/s)
- 🚽 Average flow rate (ml/s)
- 🚽 Voiding time (sec)
- 🚽 Flow time (sec)
- 🚽 Time to maximum flow (sec)

## Technical Specification:

### Technical Specification

<b>Connected to</b>	Desktop or Laptop
<b>Connectivity</b>	Operating System XP or Window7
<b>Supply Voltage (Compatible With)</b>	USB
<b>Comparison</b>	220 – 240 AC Volts, Frequency 50 Hz
<b>Accuracy</b>	110 – 130 AC Volts, Frequency 60 Hz
<b>Flow Rate</b>	On screen Comparison of 2-3 Reports
<b>Volume Measure</b>	±2%
<b>Sensor</b>	0 – 50 ml/sec
<b>Modes of measurement</b>	0 – 1000 ml
<b>Max. Measurement Duration</b>	Weight Based (Gravimetric)
<b>Temperature</b>	Auto mode / Hesitancy Mode
<b>Output report</b>	180 seconds
<b>Parameter Measured</b>	5-40 degree centigrade
<b>Maximum Capacity for a single Micturition</b>	Flow rate v/s time graph & Volume v/s Time graph. Voiding time, Flow time, Voided Volume, Maximum Flow Rate, Time to Max Flow, Average Flow rate and Hesitancy
	1000 ml.

Advin  
Health Care

## Bladder Scanner – 14A11

With our consistent focus on globally hit trend, we proudly introduce a wide assortment of Palm Bladder Scanner which is used to measure the bladder volume in bladder. This scanner is thoroughly tested by experts after manufacturing in order to assure its flawlessness. Our scanner has USB interface to send report to PC & it also store and review the image and patient data. Offered scanner is developed in fulfillment with the standards of industry using top in quality material & contemporary techniques.

It is known as Ultrasound Bladder Scanners, Portable Bladder Scanner, Bladder Scan, Palm Bladder Scanner, Ultrasound Palm Bladder Scanner.

### Advanced Features:

- 👉 Portable and handheld
- 👉 3.5" LCD Display
- 👉 3D Probe for Diagnosis
- 👉 Micro USB port to support scan image storage on pen drive
- 👉 2D presca, shows 2D bladder images, to accurately locate the bladder
- 👉 3D scanning of the bladder, to auto claculates the bladder volume
- 👉 Rubber base for holding the Host Unit, probe and the ultrasound jelly Bottle



### SET includes:

- 👉 Main Unit – 1pc
- 👉 2.5MHz 3D probe – 1pc
- 👉 Power adapter – 1pc
- 👉 Internal battery – 1pc
- 👉 OTG U disk – 1 nos.

## Technical Specification:

### Technical Specification

<b>Dimension (module)</b>	90 mm x 98 mm x 25 mm (L x b x h )
<b>Power Supply</b>	100-240V. AC Frequency – 50-60 Hz
<b>Standby time</b>	>4h
<b>Rated input</b>	DC 12V, 3.0 A
<b>Probe frequency</b>	2.5MHz
<b>Measuring range</b>	20ml ~ 999 ml
<b>Measuring accuracy</b>	<±15ml, (20ml ~ 99ml) <±15%
<b>3 modes of measurement</b>	Normal/Obese / Child patient



## LED Endoscopy Light Source - 2G02

We, Advin manufacturer LED endoscopy light source with international quality standards.

Advin LED endoscopy light source with remote control and touch screen function is the latest product in the market. This represents the latest technology for the LED development. It is used in endoscopy, Microscopy, ETC.

### Advanced Features:

- 👉 High brightness is comparable to 350 W light source
- 👉 Fully Remote Control
- 👉 It saves energy for more than 50%
- 👉 Environmentally friendly
- 👉 Friendly design, Easy operation
- 👉 Long Life, it could last 60000HRs max, 120 times of xenon



### Technical Specification:

Technical Specification	
External power supply	100-240V AC-50/60Hz
Lead power	120W
Color temperature	5000K-6500K
Intensity	110, 400Lux.
Luminous flux	2484Lm.
Noise	<55db
Temperature	5~32°C
Relative Humidity	≤70%
Atmospheric Pressure	86.0~106.KPa

### Product Code:

Product	Size	Code
LED Light Source	-	2G02

## Xenon Light Source - 2G03

Advin Xenon Light Source is a high intensity xenon light source for all applications with fibre-optic illumination. The light intensity makes the light source usable for almost all-endoscopic discipline.

Centre of the unit is a xenon gas discharge lamp fixed mounted in a reflector. The color temperature is -5600°K. This corresponds real sunlight & enables true color reproduction. The output intensity can be easily controlled via control knob without influence or the quality of light.

### Advanced Features:

- 🔌 Excellent air circulation lamp
- 🔌 Adjustable focus
- 🔌 Heat filter for cold light
- 🔌 Quick and easy set up
- 🔌 High power lamp



### Technical Specification:

Technical Specification	
<b>Power</b>	100 – 240 V AC, 50 – 60 Hz
<b>Power Consumption</b>	225 VA
<b>Light guide connector</b>	Exchangeable adaptor
<b>Lamp</b>	180 W Xenon high pressure gas discharge lamp
<b>Output control</b>	Manual, Mechanical diaphragm
<b>Dimensions</b>	275 x 120 x 310 mm
<b>Weight</b>	5 Kg
<b>Storage Temperature</b>	-20°C to +60°C
<b>Operating Temperature</b>	+10°C to +40°C

### Product Code:

Product	Size	Code
<b>Xenon Light Source</b>	-	2G03

## LED Head Light - 2G04

Advin Health care provides Doctor LED Headlight with international Quality Standards. The head-light is designed for examination and all types of surgical operations including microsurgery.

### Advanced Features:

- 🕒 Variable intensity LED light
- 🕒 No heat in the light system
- 🕒 Rechargeable Li-Ion battery pack
- 🕒 Range of magnification and focal length loupes
- 🕒 Crisp and clear images from high grade glass, multi-coated loupes



### Technical Specification:

Technical Specification	
Light Source Type	LED
Light Color	White
Diameter	80mm
Fluctuation Distance	125 mm
Battery	7.2 Li-Ion Battery
Input Voltage	110 – 240 VAC 50/60 Hz
Power	10 W
Weight	69 gms

### Product Code:

Product	Size	Code
LED Head Light	-	2G04

## Fiber Optic Cable – 2G05

We Advin manufacture and supply wide range of Medical optical cables for medical & surgical applications We also manufacture fiber optic Cable use in urology, Laparoscopy, Etc. It is compatible With Karl Storz And R. wolf.

### Advanced Features:

- 🏥 High transmission and flexible due to very fine fibers
- 🏥 Smaller diameter (40 microns onwards) also helps to be more flexible
- 🏥 White light over long transmission length
- 🏥 Fused end terminals to withstand very high temperature
- 🏥 Autoclavable
- 🏥 Medical Grade material enhances its application for medical use



### Product Code:

Product Name	size	Code
<b>Fiber Optic cable</b>	4.5 mm x 3 mtr	02G05A
<b>Fiber Optic Cable</b>	4.5mm x 2.3 mtr	02G05B

# Monopolar TURP Resectoscope SET

## Monopolar TURP Working Element –14B07

Working Element enables the resection of the prostate with an electrical activated wire loop.

We, Advin manufacturer Monopolar TURP working Element With International quality Standard.

Working Element also called TURP Working Element, Resectoscope Working Element.

### Advanced Features:

- 👉 Designed to provide excellent utility
- 👉 Use with 4mm & 2.9 mm Telescope
- 👉 Compatible with Rotatable Sheath
- 👉 Accurate dimensions
- 👉 Non toxic
- 👉 Advanced configuration



### Types OF Working Elements

- 👉 Active Working Element
- 👉 Passive Working Element

### Product Code:

Product	Karl Storz	R.Wolf	Olympus
Monopolar Active Working Element – Single Steam	14B07AAKL	14B07AARW	-
Monopolar Active Working Element – Double Steam	14B07ABKL	14B07ABRW	-
Monopolar Passive Working Element –Single Steam	14B07ACKL	14B07ACRW	-
Monopolar Passive Working Element – Double Steam	14B07ADKL	14B07ADRW	-

- For 2.9 mm telescope add product code '29' at the end.

## TURP Rotatable Sheath - 14B10

TURP Sheath is an operative sheath through which transurethral electroresection of bladder tumors or prostate gland can be performed. TURP Sheath provides continuous irrigation during TURP Procedures. It also provides 360 Degree movement of Working element which gives good resection of Prostate.

### Advanced Features:

- 👉 Improve Visualisation
- 👉 Continuous Irrigation
- 👉 Good Locking System
- 👉 Durable and Highly compatible
- 👉 Length: 19 cm long



### TURP Sheath Includes:

- 👉 Inner Sheath
- 👉 Outer Sheath
- 👉 Obturator






### Product Code:

Product	Karl Storz	R.Wolf	Olympus
<b>TURP Rotatable Sheath – 26 FR (non – Rotatable)</b>	14B1026	-	-
<b>TURP Rotatable Sheath - 24 FR</b>	14B1024	-	-
<b>TURP Rotatable Sheath - 22 FR</b>	14B1022	-	-

## Monopolar TURP Loops

TURP Loops & Electrodes have been developed to improve cutting, coagulation & vaporization. Monopolar

### Advanced Features

-  Cutting & Coagulation
-  Precise design
-  Anti-corrosive
-  Compact design
-  Smooth finish



### Compatible With

Karl Storz /Richard Wolf / Olympus

### Product Code:

Product	Karl Storz		R.Wolf	Olympus	
	Single Steam	Double Steam	Single Steam	Single Steam – 12°	Single Steam - 30°
<b>Cutting Loop</b>	SSCL-KS	DSCL-KS	SSCL-WC	SSCL-OC-12	SSCL-OC-30
<b>Cold Knife</b>	SSCK-KS	DSCK-KS	SSCK-WC	SSCK-OC-12	SSCK-OC-30
<b>Collins Knife</b>	SSKK-KS	DSKK-KS	SSKK-WC	SSKK-OC-12	SSKK-OC-30
<b>Roller Loop 3mm</b>	SSRE-KS-3	DSRE-KS-3	SSRE-WC-3	SSRE-OC-12-3	SSRE-OC-30-3
<b>Roller Loop 5mm</b>	SSRE-KS-5	DSRE-KS-5	SSRE-WC-5	SSRE-OC-12-5	SSRE-OC-30-5
<b>Ball Loop 3mm</b>	SSBE-KS-3	DSBE-KS-3	SSBE-WC-3	-	-
<b>Ball Loop 5mm</b>	SSBE-KS-5	DSBE-KS-5	SSBE-WC-5	-	-

Length: 29 cm for Karl Storz and R wolf loops. / 26 cm for Olympus loop

## TURP Cable

TURP Cables is used in TURP Resectoscope surgery. Its 2 types of cable Monopolar Cable & Bipolar Cable. Cable length is 3 m long.

### Advanced Features:

- 👉 Colour Gray
- 👉 High quality P.V.C. plastic cover
- 👉 Reusable
- 👉 Longer life



### Types OF Cable

- 👉 Monopolar TURP Cable
- 👉 Monopolar L – Shape TURP Cable

### Product Code:

Product	Karl Storz	R.Wolf	Olympus
<b>Monopolar TURP Cable</b>	14B11AA	-	-
<b>Monopolar L – Shape TURP Cable</b>	14B11AB	-	-

## Resectoscope – 14C01

Advin Health Care Provides Resectoscope With international quality standards. Resectoscope is endoscopy of the TURP Surgery. IT is connect to the Working Element.

### Advanced Features:

- 🏆 High-quality stainless steel
- 🏆 Excellent image quality
- 🏆 Smooth Finishing
- 🏆 Ultra-wide fields of view
- 🏆 Autoclavable



### Product Code:

Product	Size:	Code
Resect scope	4 mm x 0 degree	14C01AA
Resect scope	4 mm x 12 degree	14C01AB
Resect scope	4 mm x 30 Degree	14C02AC

Advin  
Health Care

## Bipolar TURP Resectoscope Set

### Bipolar TURP Working Element – 14B08

Bipolar TURP Procedure is an advance technique to remove prostate by Bipolar Resectoscope SET. Distension media is saline solution (NaCl) is mainly used in urology for prostate and bladder resection, by Bipolar Resectoscope SET. The current does not pass through the patient body but is conducted through the cutting electrode, Saline Used as conductor and current pass through Electrode itself.

#### Advanced Features:

- 👉 Designed to provide excellent utility
- 👉 Use with 4mm 30 Degree Telescope
- 👉 Compatible with Rotatable Sheath
- 👉 Accurate dimensions
- 👉 Non toxic
- 👉 Advanced configuration



#### Types OF Working Elements

- 👉 Active Working Element
- 👉 Passive Working Element



#### Product Code:

Product	Karl Storz	R.Wolf	Olympus
<b>Bipolar Active Working Element – Single</b>	14B08AAKL	14B08AARW	-
<b>Bipolar Active Working Element – Double</b>	14B08ABKL	14B08ABRW	-
<b>Bipolar Passive Working Element –Single</b>	14B08ACKL	14B08ACRW	-
<b>Bipolar Passive Working Element – Double</b>	14B08ADKL	14B08ADRW	-

## TURP Rotatable Sheath - 14B10

TURP Sheath is an operative sheath through which transurethral electroresection of bladder tumors or prostate gland can be performed. TURP Sheath provides continuous irrigation during TURP Procedures. It also provides 360 Degree movement of Working element which gives good resection of Prostate.

### Advanced Features:

- 👉 Improve Visualisation
- 👉 Continuous Irrigation
- 👉 Good Locking System
- 👉 Durable and Highly compatible
- 👉 Length: 19 cm long



### TURP Sheath Includes:

- 👉 Inner Sheath
- 👉 Outer Sheath
- 👉 Obturator

### Product Code:

Product	Karl Storz	R.Wolf	Olympus
TURP Rotatable Sheath – 26 FR	14B1026	-	-
TURP Rotatable Sheath - 24 FR	14B1024	-	-
TURP Rotatable Sheath - 22 FR	14B1022	-	-

## Bipolar TURP Loops

TURP Loops & Electrodes have been developed to improve cutting, coagulation & vaporization.

### Advanced Features

- 🩺 Cutting & Coagulation
- 🩺 Precise design
- 🩺 Anti-corrosive
- 🩺 Compact design
- 🩺 Smooth finish



### Compatible With

Karl Storz /Richard Wolf / Olympus

### Product Code:

Product	Karl Storz		R.Wolf	Olympus	
	Single Steam	Double Steam	Single Steam	Single Steam – 12°	Single Steam - 30°
<b>Cutting Loop</b>	BSSCL-KS	BDSCL-KS	BSSCL-WC	BSSCL-OC-12	BSSCL-OC-30
<b>Cold Knife</b>	BSSCK-KS	-	BSSCK-WC	BSSCK-OC-12	BSSCK-OC-30
<b>Collins Knife</b>	BSSKK-KS	BDSKK-KS	BSSKK-WC	BSSKK-OC-12	BSSKK-OC-30
<b>Roller Loop 3mm</b>	BSSRE-KS-3	-	BSSRE-WC-3	BSSRE-OC-12-3	BSSRE-OC-30-3
<b>Ball Loop 3mm</b>	BSSBE-KS-3	BDSBE-KS-3	BSSBE-WC-3	BSSBE-OC-12-3	BSSBE-OC-30-3
<b>Button Electrodes</b>	BSSBT-KS	BDSBT-KS	BSSBT-WC	BSSBT-OC-12	BSSBT-OC-30

Length: 29 cm for Karl Storz and R. Wolf Loops / 26 cm for Olympus loops

## TURP Cable

TURP Cables is used in TURP Resectoscope surgery. Its 2 types of cable Monopolar Cable & Bipolar Cable. Cable length is 3 m.

### Advanced Features:

- 👉 Colour Gray
- 👉 High quality P.V.C. plastic cover
- 👉 Reusable
- 👉 Longer life



### Types OF Cable

- 👉 Bipolar L – Shape TURP Cable
- 👉 Bipolar Single Steam TURP Cable



### Product Code:

Product	Karl Storz	R.Wolf	Olympus
<b>Bipolar L – Shape TURP Cable</b>	14B12AA	-	-
<b>Bipolar Single Steam TURP Cable</b>	14B12AB	-	-

## Resectoscope – 14C01

Advin Health Care Provides Resectoscope With international quality standards. Resectoscope is endoscopy of the TURP Surgery. IT is connect to the Working Element.

### Advanced Features:

- 🏆 High-quality stainless steel
- 🏆 Excellent image quality
- 🏆 Ultra-wide fields of view
- 🏆 Superior Quality
- 🏆 Autoclavable



### Product Code:

Product	Size:	Code
Resect scope	4 mm x 0 degree	14C01AA
Resect scope	4 mm x 12 degree	14C01AB
Resect scope	4 mm x 30 Degree	14C02AC

Advin  
Health Care

# Laser TURP Resectoscope Set

## Laser TURP Working Element –14B09

Laser TURP Procedure is an advance technique to remove prostate by Holmium Laser. Laser TURP procedure is a surgical technique available for the treatment of urinary symptoms due to benign enlargement of the prostate (BPH).

During transurethral resection of the prostate (TURP), an instrument is inserted up the urethra to remove the section of the prostate that is blocking urine flow. TURP SET used in Benign prostatic hyperplasia (BPH).

Laser TURP Procedure also known as Holmium Laser Enucleating of the Prostate (HoLEP), Laser Resectoscopy.

Laser working Element compatible with 600 Micron and 800 Micron.

### Advanced Features:

- ✔ More effective compare to Monopolar and Bipolar TURP
- ✔ Recovery very fast & Less hospitalization
- ✔ Suitable for men with prostates of any size
- ✔ Can be used in patient who are talking blood thinners (eg. Aspirin, clopidogrel and warfarin)
- ✔ Designed to provide excellent utility
- ✔ Advanced configuration
- ✔ Autoclavable



### Product Code:

Product	Karl Storz	R.Wolf
<b>Laser TURP Working Element</b>	14B09KL	14B09RW

## Laser TURP Rotatable Sheath - 14B10

TURP Sheath is an operative sheath through which transurethral electroresection of bladder tumors or prostate gland can be performed. TURP Sheath provides continuous irrigation during TURP Procedures. It also provides 360 Degree movement of Working element which gives good resection of Prostate. Turp sheath length is 19 cm.

### Advanced Features:

- 🩺 Improve Visualisation
- 🩺 Continuous Irrigation
- 🩺 Good Locking System
- 🩺 Durable and Highly compatible



### TURP Sheath Includes:

- 🩺 Inner Sheath
- 🩺 Outer Sheath
- 🩺 Obturator

### Product Code:

Product	Size	Karl Storz
<b>TURP Rotatable Sheath – 24 FR</b>	-	14B1024

## Resectoscope – 14C01

Advin Health Care Provides Resectoscope With international quality standards. Resectoscope is endoscopy of the TURP Surgery. It is connect to the Working Element.

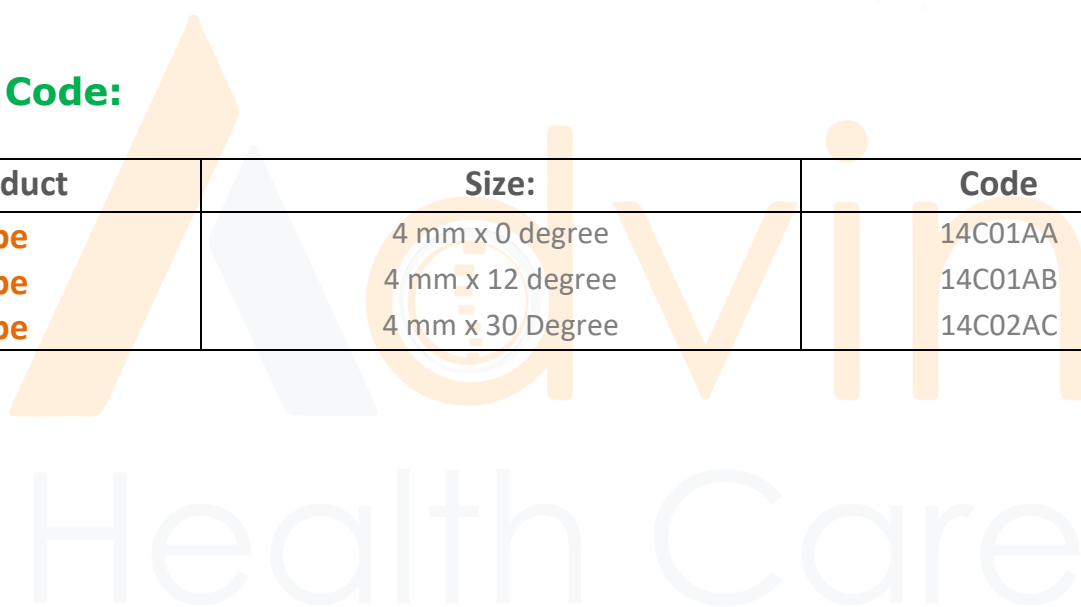
### Advanced Features:

- 🏥 High-quality stainless steel
- 🏥 Excellent image quality
- 🏥 Large visual field,
- 🏥 superior telescopes
- 🏥 Autoclavable



### Product Code:

Product	Size:	Code
Resect scope	4 mm x 0 degree	14C01AA
Resect scope	4 mm x 12 degree	14C01AB
Resect scope	4 mm x 30 Degree	14C02AC



## Optical Urethrotome Set

### Monopolar TURP Working Element –14B07

Working Element enables the resection of the prostate with an electrical activated wire loop. Working Element also called TURP Working Element, Resectoscope Working Element.

#### Advanced Features:

- 🩺 Designed to provide excellent utility
- 🩺 Use with 4mm 30 Degree Telescope
- 🩺 Compatible with Optical Urethotomy Sheath
- 🩺 Accurate dimensions
- 🩺 Non toxic
- 🩺 Advanced configuration



#### Product Code:

Product	Karl Storz	R.Wolf
<b>Monopolar Passive Working Element</b>	14B07ACKL	14B07ACRW

## Optical Urethrotome Sheath– 14B13

Optical Urethrotome Sheath is used to incision of the Urethra during Urethrotomy procedure. 21 Fr Optical Urethrotome Sheath is used in Urethrotomy Procedure. Optical Urethrotome Sheath comes with Obturator.

### Advanced Features:

- ☺ Good Locking System
- ☺ Tapered ends and assist in penetration.
- ☺ With 2 fixed stopcocks
- ☺ Length – 20 cm long
- ☺ Half Moon Sheath
- ☺ Precise design
- ☺ Anti-corrosive



### Product Code:

Product	Karl Storz	R.Wolf
<b>Optical Urethrotome Sheath - 21 FR</b>	14B13KL	14B13RW

Advin  
Health Care

## Telescope – 14C01

Advin Health Care Provides Telescope With international quality standards. Telescope is endoscopy of the TURP Surgery. IT is connect to the Working Element.

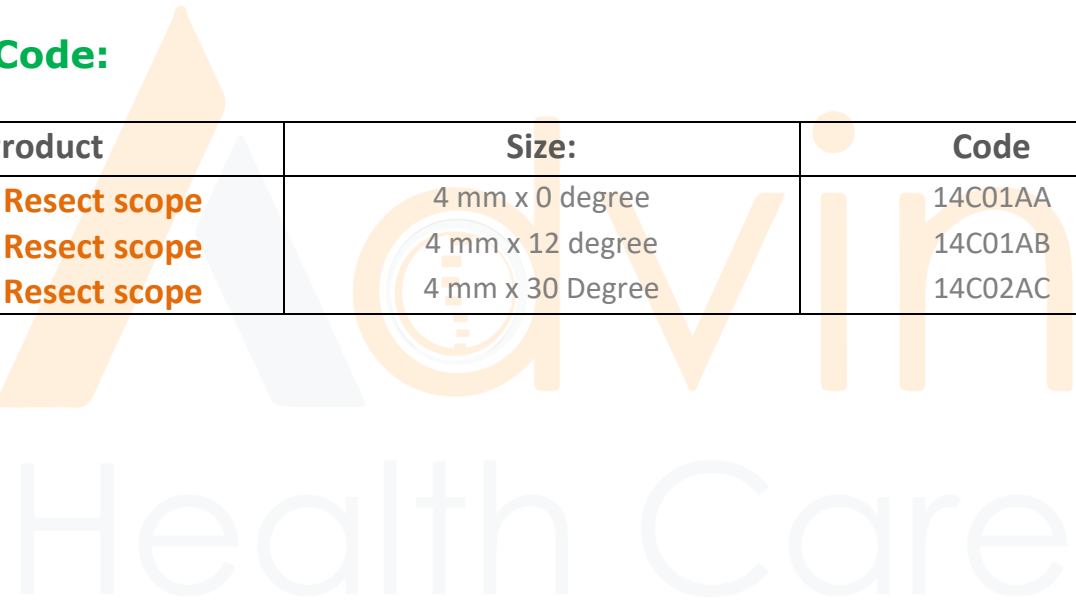
### Advanced Features:

- 🏆 High-quality stainless steel
- 🏆 Full HD Vision
- 🏆 Excellent image quality
- 🏆 Ultra-wide fields of view
- 🏆 Autoclavable



### Product Code:

Product	Size:	Code
Telescope / Resect scope	4 mm x 0 degree	14C01AA
Telescope / Resect scope	4 mm x 12 degree	14C01AB
Telescope / Resect scope	4 mm x 30 Degree	14C02AC



## Monopolar TURP Loops

TURP Loops & Electrodes have been developed to improve cutting, coagulation & vaporization.

### Advanced Features

- 🩺 Cutting & Coagulation
- 🩺 Precise design
- 🩺 Anti-corrosive
- 🩺 Compact design
- 🩺 Smooth finish

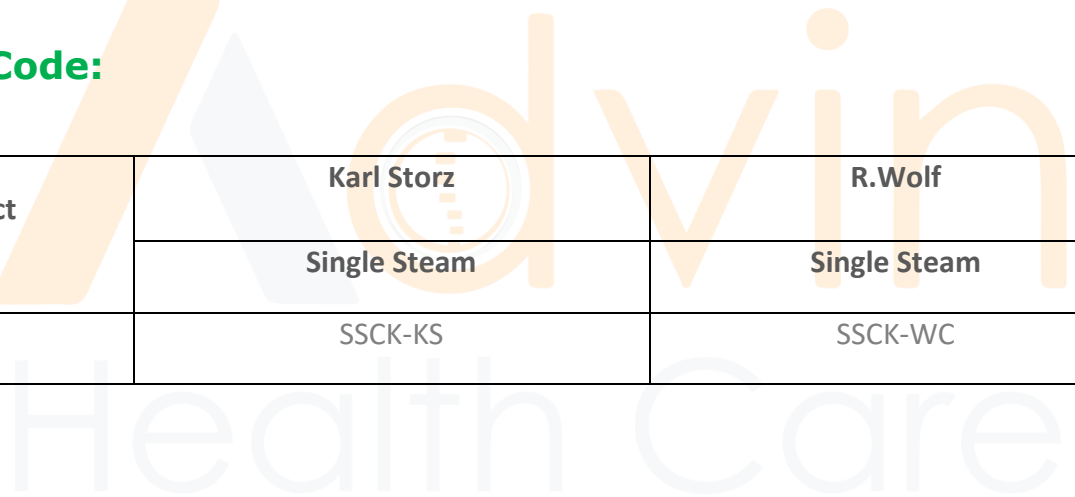


### Compatible With

Karl Storz /Richard Wolf

### Product Code:

Product	Karl Storz	R.Wolf
	Single Steam	Single Steam
<b>Cold Knife</b>	SSCK-KS	SSCK-WC



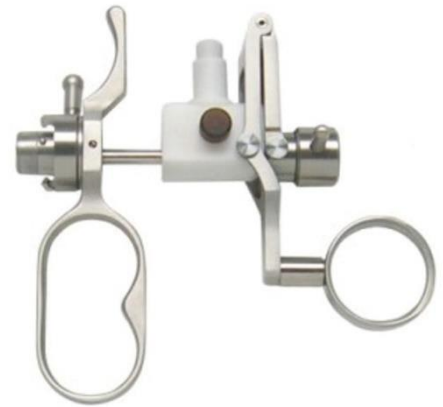
# Pediatric TURP Resectoscope Set

## Pediatric TURP Working Element - 14B20

Working Element enables the resection of the prostate with an electrical activated wire loop. Working Element also called TURP Working Element, Resectoscope Working Element.

### Advanced Features:

- 👉 Designed to provide excellent utility
- 👉 Use with 2.7 x 0 Degree Telescope
- 👉 Compatible with Rotatable Sheath
- 👉 Accurate dimensions
- 👉 Non toxic
- 👉 Advanced configuration



### Product Code:

Product	Karl Storz	R.Wolf
Pediatric Working Element – Passive	14B19	-

Advin Health Care

## Pediatric TURP Sheath- 14B21

TURP Sheath is an operative sheath through which transurethral electroresection of bladder tumors or prostate gland can be performed. TURP Sheath provides continuous irrigation during TURP Procedures.

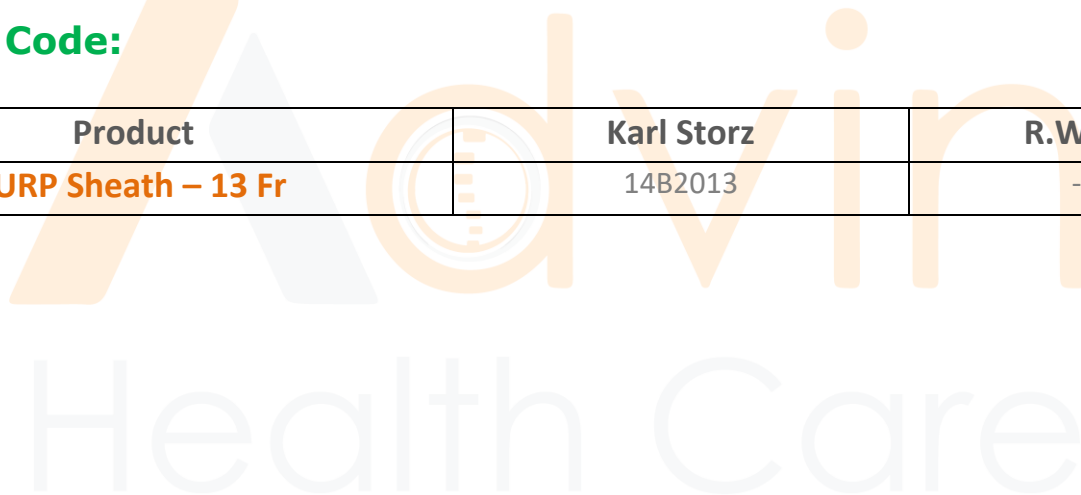
### Advanced Features:

- 🩺 Good Locking System
- 🩺 Tapered ends and assist in penetration
- 🩺 With 2 fixed stopcocks
- 🩺 Precise design
- 🩺 Anti-corrosive



### Product Code:

Product	Karl Storz	R.Wolf
Pediatric TURP Sheath – 13 Fr	14B2013	-



## Pediatric Endoscope - 14B22

Pediatric Endoscope is used in recestoscopy procedure. It is available in 2.7 mm x 205 mm with 0 degree.

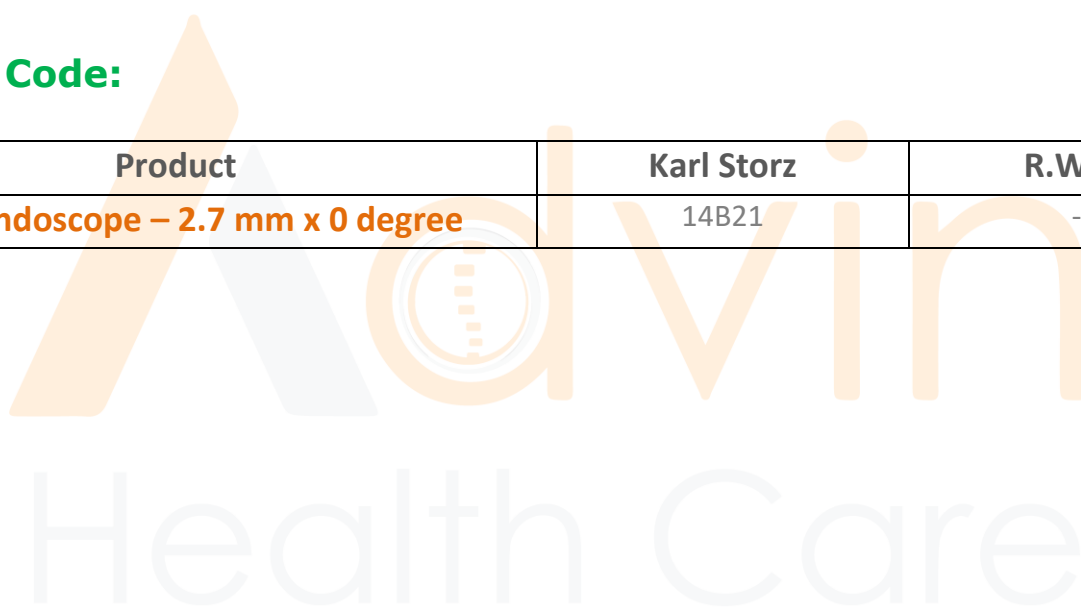
### Advanced Features:

- 👁️ High Definition Hysteroscope
- 👁️ With fiber-light-guide, direct vision, Autoclavable
- 👁️ Anti-reflective optical system
- 👁️ Uniform Brightness



### Product Code:




Product	Karl Storz	R.Wolf
Pediatric Endoscope – 2.7 mm x 0 degree	14B21	-



## Pediatric High Frequency Cord - 14B11-P

Pediatric High Frequency Cord (cable) is used in TURP Restectoscopy surgery. It cable is Monopolar Cable.

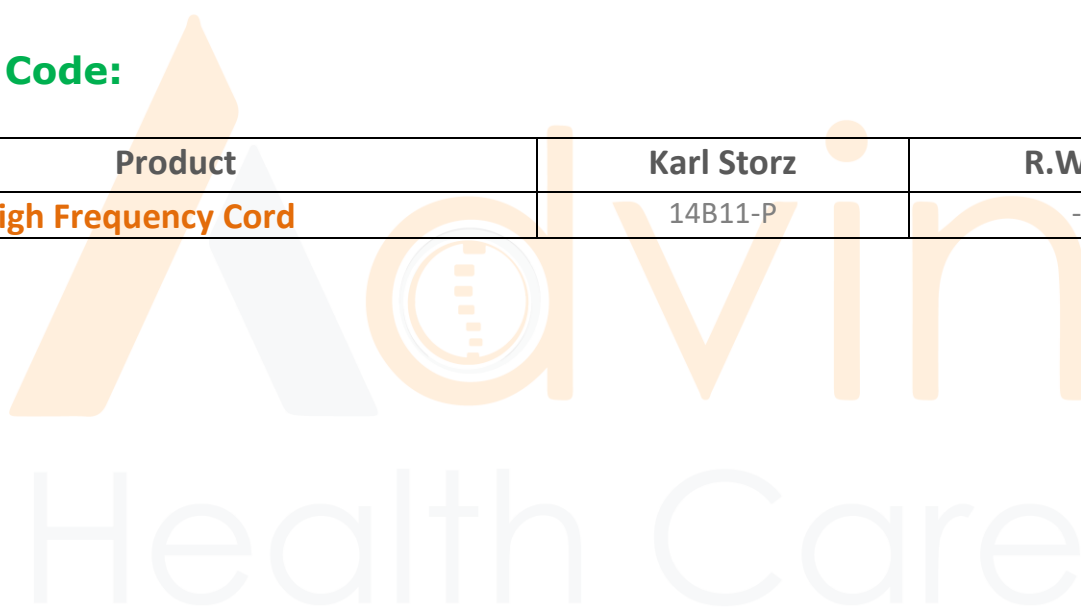
### Advanced Features:

-  High quality P.V.C. plastic cover
-  Reusable
-  Longer life



### Product Code:

Product	Karl Storz	R.Wolf
<b>Pediatric High Frequency Cord</b>	14B11-P	-



## Pediatric TURP Loop – SSCL-P

TURP Loops & Electrodes have been developed to improve cutting, coagulation & vaporization.

### Advanced Features:

- 🩺 Cutting & Coagulation
- 🩺 Precise design
- 🩺 Anti-corrosive
- 🩺 Compact design
- 🩺 Smooth finish



### Product Code:

Product	Karl Storz	R.Wolf
Pediatric Cutting Loop	SSCL-KL-P	-



## Monopolar TURP Working Element –14B07

Working Element enables the resection of the prostate with an electrical activated wire loop.

We, Advin manufacturer Monopolar TURP working Element With International quality Standard. Working Element also called TURP Working Element, Resectoscope Working Element.

### Advanced Features:

- 🏆 Designed to provide excellent utility
- 🏆 Use with 4mm & 2.9 mm Telescope
- 🏆 Compatible with Rotatable Sheath
- 🏆 Accurate dimensions
- 🏆 Non toxic
- 🏆 Advanced configuration



### Types OF Working Elements

- 🏆 Active Working Element
- 🏆 Passive Working Element



### Product Code:

Product	Karl Storz	R.Wolf	Olympus
Monopolar Active Working Element – Single Steam	14B07AAKL	14B07AARW	-
Monopolar Active Working Element – Double Steam	14B07ABKL	14B07ABRW	-
Monopolar Passive Working Element –Single Steam	14B07ACKL	14B07ACRW	-
Monopolar Passive Working Element – Double Steam	14B07ADKL	14B07ADRW	-

- For 2.9 mm telescope add product code '29' at the end.

## Bipolar TURP Working Element – 14B08

Bipolar TURP Procedure is an advance technique to remove prostate by Bipolar Resectoscope SET. Distension media is saline solution (NaCl) is mainly used in urology for prostate and bladder resection, by Bipolar Resectoscope SET. The current does not pass through the patient body but is conducted through the cutting electrode, Saline Used as conductor and current pass through Electrode itself.

### Advanced Features:

- 👉 Designed to provide excellent utility
- 👉 Use with 4mm 30 Degree Telescope
- 👉 Compatible with Rotatable Sheath
- 👉 Accurate dimensions
- 👉 Non toxic
- 👉 Advanced configuration



### Types OF Working Elements

- 👉 Active Working Element
- 👉 Passive Working Element



### Product Code:

Product	Karl Storz	R.Wolf	Olympus
<b>Bipolar Active Working Element – Single</b>	14B08AAKL	14B08AARW	-
<b>Bipolar Active Working Element – Double</b>	14B08ABKL	14B08ABRW	-
<b>Bipolar Passive Working Element –Single</b>	14B08ACKL	14B08ACRW	-
<b>Bipolar Passive Working Element – Double</b>	14B08ADKL	14B08ADRW	-

## Bipolar TURP Working Element – 14B08

Bipolar TURP Procedure is an advance technique to remove prostate by Bipolar Resectoscope SET. Distension media is saline solution (NaCl) is mainly used in urology for prostate and bladder resection, by Bipolar Resectoscope SET. The current does not pass through the patient body but is conducted through the cutting electrode, Saline Used as conductor and current pass through Electrode itself.

### Advanced Features:

- 👉 Designed to provide excellent utility
- 👉 Use with 4mm 30 Degree Telescope
- 👉 Compatible with Rotatable Sheath
- 👉 Light weight, easy to use
- 👉 Non toxic
- 👉 Advanced configuration



### Types OF Working Elements

- 👉 Active Working Element
- 👉 Passive Working Element



### Product Code:

Product	Karl Storz	R.Wolf	Olympus
<b>Bipolar Active Working Element – Single</b>	14B08AAKL	14B08AARW	-
<b>Bipolar Active Working Element – Double</b>	14B08ABKL	14B08ABRW	-
<b>Bipolar Passive Working Element –Single</b>	14B08ACKL	14B08ACRW	-
<b>Bipolar Passive Working Element – Double</b>	14B08ADKL	14B08ADRW	-

## Laser TURP Working Element –14B09

Laser TURP Procedure is an advance technique to remove prostate by Holmium Laser. Laser TURP procedure is a surgical technique available for the treatment of urinary symptoms due to benign enlargement of the prostate (BPH).

During transurethral resection of the prostate (TURP), an instrument is inserted up the urethra to remove the section of the prostate that is blocking urine flow. TURP SET used in Benign prostatic hyperplasia (BPH).

Laser TURP Procedure also known as Holmium Laser Enucleating of the Prostate (HoLEP), Laser Resectoscopy.

Laser working Element compatible with 600 Micron and 800 Micron.

### Advanced Features:

- 👉 More effective compare to Monopolar and Bipolar TURP
- 👉 Recovery very fast & Less hospitalization
- 👉 Suitable for men with prostates of any size
- 👉 Can be used in patient who are taiking blood thinners (eg. Aspirin, clopidogrel and warfarin)
- 👉 Designed to provide excellent utility
- 👉 Advanced configuration
- 👉 Autoclavable



### Product Code:

Product	Karl Storz	R.Wolf
<b>Laser TURP Working Element</b>	14B09KL	14B09RW

## TURP Rotatable Sheath - 14B10

TURP Sheath is an operative sheath through which transurethral electroresection of bladder tumors or prostate gland can be performed. TURP Sheath provides continuous irrigation during TURP Procedures. It also provides 360 Degree movement of Working element which gives good resection of Prostate. TURP Rotatable sheath length is 19 cm.

### Advanced Features:

- 👉 Improve Visualisation
- 👉 Continuous Irrigation
- 👉 Good Locking System
- 👉 Superior quality
- 👉 Durable and Highly compatible



### TURP Sheath Includes:

- 👉 Inner Sheath
- 👉 Outer Sheath
- 👉 Obturator

### Product Code:

Product	Karl Storz	R.Wolf	Olympus
<b>TURP Rotatable Sheath – 26 FR</b>	14B1026	-	-
<b>TURP Rotatable Sheath - 24 FR</b>	14B1024	-	-
<b>TURP Rotatable Sheath - 22 FR</b>	14B1022	-	-

## Visual Obturator -14B15

Advin Health care manufacturing visual Obturator with international quality standard. TURP Visual Obturator use to check blockage before TURP procedure. Urologist will have better idea for TURP procedure.

### Advanced Features:

- 🩺 Anti-corrosive
- 🩺 Smooth finish
- 🩺 Strong construction
- 🩺 High performance
- 🩺 Durability
- 🩺 Precise design
- 🩺 Smooth finish
- 🩺 Long lasting nature



### Product Code:






Product	Karl Storz	R.Wolf	Olympus
<b>Visual Obturator</b>	14B15KL	-	-

Advin Health Care

## Monopolar TURP Loops

TURP Loops & Electrodes have been developed to improve cutting, coagulation & vaporization.

### Advanced Features

-  Cutting & Coagulation
-  Precise design
-  Anti-corrosive
-  Compact design
-  Smooth finish



### Compatible With

Karl Storz / Richard Wolf / Olympus

### Product Code:

Product	Karl Storz		R.Wolf	Olympus	
	Single Steam	Double Steam	Single Steam	Single Steam – 12°	Single Steam - 30°
<b>Cutting Loop</b>	SSCL-KS	DSCL-KS	SSCL-WC	SSCL-OC-12	SSCL-OC-30
<b>Cold Knife</b>	SSCK-KS	DSCK-KS	SSCK-WC	SSCK-OC-12	SSCK-OC-30
<b>Collins Knife</b>	SSKK-KS	DSKK-KS	SSKK-WC	SSKK-OC-12	SSKK-OC-30
<b>Roller Loop 3mm</b>	SSRE-KS-3	DSRE-KS-3	SSRE-WC-3	SSRE-OC-12-3	SSRE-OC-30-3
<b>Roller Loop 5mm</b>	SSRE-KS-5	DSRE-KS-5	SSRE-WC-5	SSRE-OC-12-5	SSRE-OC-30-5
<b>Ball Loop 3mm</b>	SSBE-KS-3	DSBE-KS-3	SSBE-WC-3	-	-
<b>Ball Loop 5mm</b>	SSBE-KS-5	DSBE-KS-5	SSBE-WC-5	-	-

Length: 29 cm of Karl Storz / R Wolf, and 26 cm of Olympus

## Bipolar TURP Loops

TURP Loops & Electrodes have been developed to improve cutting, coagulation & vaporization.

### Advanced Features

- 🩺 Cutting & Coagulation
- 🩺 Precise design
- 🩺 Anti-corrosive
- 🩺 Compact design
- 🩺 Smooth finish



### Compatible With

Karl Storz /Richard Wolf / Olympus



### Product Code:

Product	Karl Storz		R.Wolf	Olympus	
	Single Steam	Double Steam	Single Steam	Single Steam – 12°	Single Steam - 30°
<b>Cutting Loop</b>	BSSCL-KS	BDSCL-KS	BSSCL-WC	BSSCL-OC-12	BSSCL-OC-30
<b>Cold Knife</b>	BSSCK-KS	-	BSSCK-WC	BSSCK-OC-12	BSSCK-OC-30
<b>Collins Knife</b>	BSSKK-KS	BDSKK-KS	BSSKK-WC	BSSKK-OC-12	BSSKK-OC-30
<b>Roller Loop 3mm</b>	BSSRE-KS-3	-	BSSRE-WC-3	BSSRE-OC-12-3	BSSRE-OC-30-3
<b>Ball Loop 3mm</b>	BSSBE-KS-3	BDSBE-KS-3	BSSBE-WC-3	BSSBE-OC-12-3	BSSBE-OC-30-3
<b>Button Electrodes</b>	BSSBT-KS	BDSBT-KS	BSSBT-WC	BSSBT-OC-12	BSSBT-OC-30






Length: 29 cm for Karl Storz / R wolf and 26 cm for Olympus

## Pediatric TURP Loop – SSCL-P

TURP Loops & Electrodes have been developed to improve cutting, coagulation & vaporization.

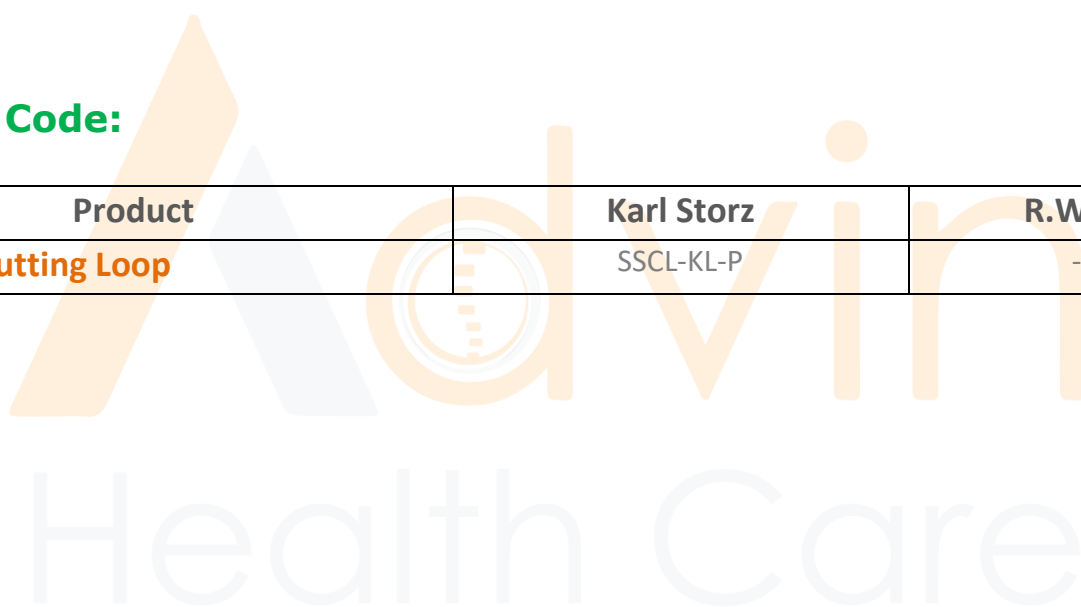
### Advanced Features:



-  Cutting & Coagulation
-  Precise design
-  Anti-corrosive
-  Compact design
-  Smooth finish

### Product Code:

Product	Karl Storz	R.Wolf
Pediatric Cutting Loop	SSCL-KL-P	-



## OTIS Urethrotome -14B14

An OTIS urethrotomy is the blind transurethral incision of the urethra by an Otis urethrotome. After insertion of the Otis urethrotome, the urethra is dilated to the desired width and a blade cuts the stretched urethra at the 12 o'clock position. OTIS Urethrotome is also called as Blind Internal Urethrotomy.

The Otis urethrotomy is reserved for the palliative treatment of long-segment strictures of the male urethra or to treat proximal narrowing of the female urethra. Otis urethrotomy is also performed before the use of old resectoscopes (> 26 CH) in a narrow urethra to prevent ischemic damage.

### Advanced Features:

- 👉 Designed to provide excellent utility
- 👉 Accurate dimensions
- 👉 Advanced configuration
- 👉 Anti-corrosive
- 👉 Smooth finish
- 👉 High performance
- 👉 Long lasting nature



### Set For Otis urethrotome:

- 👉 Otis – 1 Pcs
- 👉 Blades – 2 Pcs
- 👉 Connector – 3 PCs

### Product Code:

Product	Karl Storz	R.Wolf	Olympus
<b>OTIS Urethrotome</b>	14B14KL	14B14RW	

## Glass Ellik Bottle-14B16

Ellik Bladder Evacuator is designed for ease of maneuverability during the removal of tissue sections during trans urethral prostatectomy, TURPs, Bladder biopsy, ETC.

### Advanced Features:

- 👉 Reusable
- 👉 High performance
- 👉 Durability
- 👉 Long lasting nature

### Contents

- 👉 Wound
- 👉 Accessories
- 👉 Ellik Bladder Evacuator
- 👉 Glass Reservoir
- 👉 Silicone blub



### Product Code:

Product	Size	Code
<b>Glass Ellik Bottle</b>	-	14B16

## Plastic Ellik Bottle -14B17

Ellik Bladder Evacuator is designed for ease of maneuverability during the removal of tissue sections during trans urethral prostatectomy, TURPs, Bladder biopsy, ETC.

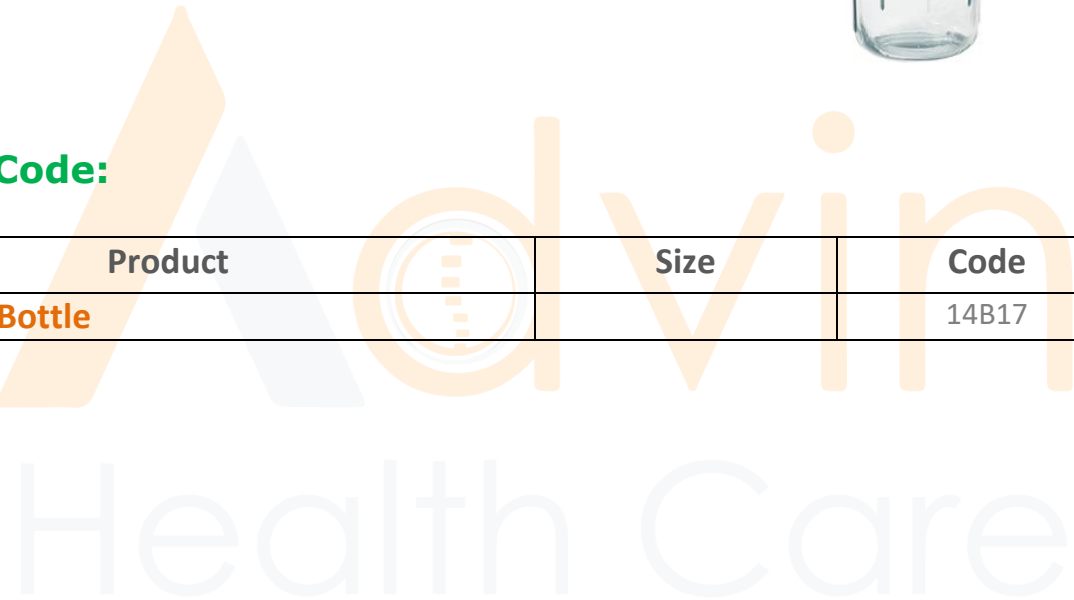
### Advanced Features:

- 🩺 Adapters connectors
- 🩺 Silicone bulb eliminates latex allergy
- 🩺 High performance
- 🩺 Durability
- 🩺 Long lasting nature



### Product Code:

Product	Size	Code
Plastic Ellik Bottle		14B17



## TURP Glass Syringe-14B18

TURP Glass Syringes, has metal adaptor which is reinforced in the glass barrel. Standard adaptors are compatible with endoscopes of Storz. These syringes are suitable for endoscopic attachment.

### Advanced Features:

- 🏠 Reusable
- 🏠 High performance
- 🏠 Durability
- 🏠 Long lasting nature



### Compatible

- 🏠 Karl Storz

### Product Code:

Product	Size	Code
Toomey Syringe	50ml	14B1850
Toomey Syringe	100ml	14B18100

Advin Health Care

## Monopolar TURP Cable

TURP Cables is used in TURP Resectoscope surgery. Its 2 types of cable Monopolar Cable & Bipolar Cable. TURP cable length is 3 Meter.

### Advanced Features:

- 👉 Colour Gray
- 👉 High quality P.V.C. plastic cover
- 👉 Reusable
- 👉 Longer life



### Types OF Cable

- 👉 Monopolar TURP Cable
- 👉 Monopolar L – Shape TURP Cable

### Product Code:

Product	Karl Storz	R.Wolf	Olympus
<b>Monopolar TURP Cable</b>	14B11AA	-	-
<b>Monopolar L – Shape TURP Cable</b>	14B11AB	-	-

## Bipolar TURP Cable

TURP Cables is used in TURP Resectoscope surgery. Its 2 types of cable Monopolar Cable & Bipolar Cable. Bipolar TURP cable length is 3 meter.

### Advanced Features:

- 👉 Colour Gray
- 👉 High quality P.V.C. plastic cover
- 👉 Reusable
- 👉 Longer life



### Types OF Cable

- 👉 Bipolar L – Shape TURP Cable
- 👉 Bipolar Single Steam TURP Cable



### Product Code:

Product	Karl Storz	R.Wolf	Olympus
<b>Bipolar L – Shape TURP Cable</b>	14B12AA	-	-
<b>Bipolar Single Steam TURP Cable</b>	14B12AB	-	-

## Optical Urethrotome Bridge – 14B13B

Optical Urethrotome Bridge is used to incision of the Urethra during Urethrotomy procedure Also duringe cystoscopy procedure. Optical urethotome bridge is connect with 21 optical urethrotome sheath and also pass the 4 mm 30 degree telescope.

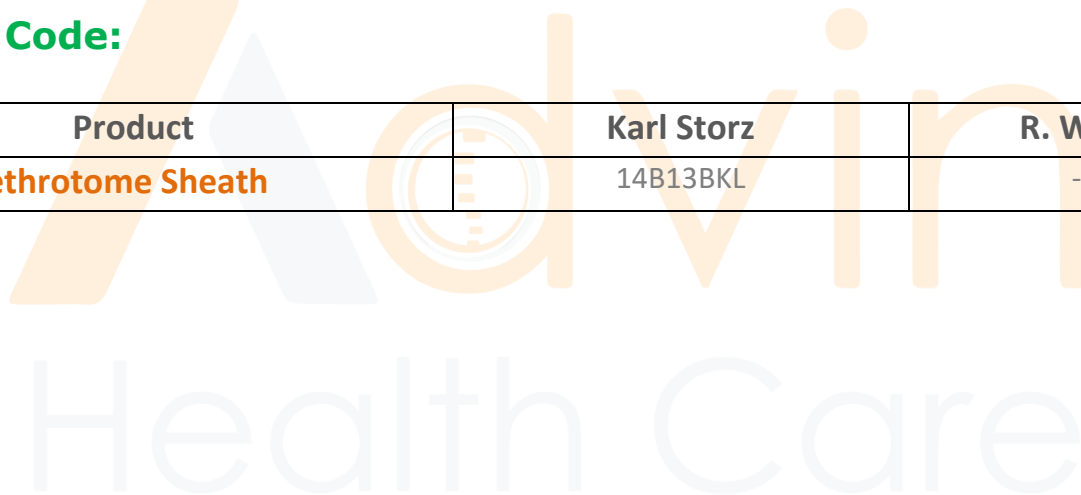
### Advanced Features:

- 👉 Designed to provide excellent utility
- 👉 Durable and Highly compatible
- 👉 Advanced configuration
- 👉 Single working channel
- 👉 Autoclavable
- 👉 Compatible with Karl Storz



### Product Code:

Product	Karl Storz	R. Wolf
<b>Optical Urethrotome Sheath</b>	14B13BKL	-



## Optical Urethrotome Sheath – 14B13

Optical Urethrotome Sheath is used to incision of the Urethra during Urethrotomy procedure. 21 Fr Optical Urethrotome Sheath is used in Urethrotomy Procedure. Optical Urethrotome Sheath comes with Obturator. Optical Urethrotome sheath length is 21 cm.

### Advanced Features:

- 🩺 Good Locking System
- 🩺 Tapered ends and assist in penetration
- 🩺 With 2 fixed stopcocks
- 🩺 With Half moon sheath
- 🩺 Guide wire passing channel
- 🩺 Precise design
- 🩺 Anti-corrosive



### Product Code:

Product	Karl Storz	R.Wolf
<b>Optical Urethrotome Sheath - 21 FR</b>	14B13KL	14B13RW

Advin  
Health Care

## Cystoscope –14C01

Cystoscopy is endoscopy of the urinary bladder via the urethra. It is carried out with a cystoscope. The urethra is the tube that carries urine from the bladder to the outside of the body. The cystoscope has lenses like a telescope or microscope.

### Advanced Features:

- 🩺 High-quality stainless steel
- 🩺 High-flow characteristics
- 🩺 Milled Radel shaft
- 🩺 large working channels
- 🩺 360-degree shaft rotation
- 🩺 Excellent image quality
- 🩺 Ultra-wide fields of view
- 🩺 Autoclavable



### Product Code:

Product	Size:	Code
Cystoscope	4 mm x 0 degree	14C01AA
Cystoscope	4 mm x 12 degree	14C01AB
Cystoscope	4 mm x 30 Degree	14C01AC
Cystoscope	2.9 mm x 0 Degree	14C01AD
Cystoscope	2.9 mm x 30 Degree	14C01AE

## Cystoscopy Sheath – 14C02

We are leading manufacturer of Cystoscope Sheaths which design to perform all cystoscopy Procedures. cystoscopy sheath comes with obturator. Cystoscopy sheath also called as Ureterscope Sheath, Cystoscopy Sheath.

### Advanced Features:

- 🩺 Endoscopic imaging support
- 🩺 Good Locking System
- 🩺 Tapered ends and assist in penetration
- 🩺 Durable, Safe and sterile instruments for each patient
- 🩺 Compatible with all cystoscopies
- 🩺 Allows greater flexibility
- 🩺 With 2 fixed stopcocks
- 🩺 Allows greater flexibility



### Product Code:

Product	Size:	Karl Storz	R.Wolf	Olympus
Cystoscopy Sheath	15.5 Fr	14C02155KL	-	-
Cystoscopy Sheath	17 Fr	14C02170KL	-	-
Cystoscopy Sheath	19 Fr	14C02190KL	14C02190RW	-
Cystoscopy Sheath	20 Fr	14C02200KL	14C02200RW	-
Cystoscopy Sheath	22 Fr	14C02220KL	14C02220RW	-
Cystoscopy Sheath	23.5 Fr	14C02235KL	14C02235RW	-
Cystoscopy Sheath	25 Fr	14C02250KL	14C02250RW	14C02250OL

## Cystoscopy Bridge – 14C03

Cystoscopy Bridge are two types of bridge. Single Channel Bridge & Double Channel Bridge. It is also called as Telescope Bridge. Single Channel Cystoscopy Bridge provides extra Instrument channel for Cystoscopic Procedure.

Double Channel Cystoscopy Bridge provides two extra Instrument channel for Cystoscopic Procedure.

### Advanced Features:

- 🏆 Designed to provide excellent utility
- 🏆 Durable and Highly compatible
- 🏆 Advanced configuration
- 🏆 Autoclavable
- 🏆 Compatible with Karl STORZ and Richard Wolf



### Types of Bridge:

- 🏆 Cystoscopy Single Channel Bridge
- 🏆 Cystoscopy Double Channel Bridge



### Product Code:

Product	Karl Storz	R.Wolf	Olympus
<b>Cystoscopy Single Channel Bridge</b>	14C03AAKL	14C03AARW	14C03AAOL
<b>Cystoscopy Double Channel Bridge</b>	14C03ABKL	14C03ABRW	-





# Cystoscopy Stent Removing Forceps - 14C04

Stent Removing Forceps is designed for the easy removal of stents.

Stent Removing Forceps is also called as Flexible Stent Removing Forceps, Double J Stent removal Forceps, Ureteral.

Stent Removal Forceps and flexible cystoscopic stent removal.

## Advanced Features:

-  Reusable stent removal forceps
-  Strong grasping
-  Autoclavable
-  Alligator jaw for strong grip



## Product Code:

Product	Size	Code
<b>Cystoscopy Stent Removing Forceps</b>	4 Fr x 450 mm	14C0404
<b>Cystoscopy Stent Removing Forceps</b>	5 Fr x 450 mm	14C0405
<b>Cystoscopy Stent Removing Forceps</b>	7 Fr x 450 mm	14C0407

## Cystoscopy Biopsy Forceps - 14C05

Flexible biopsy forceps with movable cup-shaped jaws, used to obtain biopsy specimens by introduction through a specially designed endoscope.

Flexible Biopsy Forceps are made of high quality stainless steel to provide physicians with a product of high longevity and a smooth cup operation in any situation.

Flexible Biopsy Forceps is also called as Flexible Cystoscopy Biopsy Forceps, Reusable Flexible Biopsy forceps and Flexible Cup Biopsy Forcep.

### Advanced Features:

- 👉 Superior cutting performance
- 👉 Less bleeding
- 👉 Reusable Flexible Biopsy forceps
- 👉 Autoclavable



### Product Code:

Product	Size	Code
Cystoscopy Biopsy Forceps	4 Fr x 450 mm	14C0504
Cystoscopy Biopsy Forceps	5 Fr x 450 mm	14C0505
Cystoscopy Biopsy Forceps	7 Fr x 450 mm	14C0507

## Optical Biopsy Forceps - 14C06

Optical biopsy forceps is used for tissue identification by optical analysis and biopsy sampling at a site within the body.

Optical Biopsy Forceps having small diameter sheath and is provided with an integrated bridge.

Optical Biopsy Forceps is also called as Optical Rigid Biopsy Forceps or Endoscopic Biopsy Forceps.

### Advanced Features:

- 🩺 Highly reliable
- 🩺 Durable
- 🩺 Autoclavable
- 🩺 Improved quality parameters
- 🩺 Compatible with Karl STORZ and Richard Wolf



### Product Code:

Product	Karl Storz	R.Wolf
<b>Optical Biopsy Forceps</b>	14C06KL	14C06RW



## Stone Punch Set - 14C07

Stone Punch Urology SET use for remove bladder stones.

Stone Punch Urology is also called as Stone Punch SET, Mauermayer Stone Punch with Obturator.

Stone Punch SET are made of high quality stainless steel.

### Advanced Features:

- 🩺 Corrosion resistance
- 🩺 Fine finish
- 🩺 Longer life
- 🩺 Easy to use
- 🩺 High performance
- 🩺 Autoclavable



### Stone Punch Urology Includes:

- 🩺 Stone Punch
- 🩺 Sheath
- 🩺 Visual Obturator

### Product Code:

Product	Karl Storz	R.Wolf
<b>Stone Punch Set</b>	14C07KL	14C07RW

## Stone Curshing Forceps - 14C08

Stone Crushing Forcep is use to remove bladder stone. It is compatible with 23.5 Fr or 25 Fr Cystoscopy Sheath. 4mm 30 Degree telescope will be attached with Stone Crushing Forcep.

Stone Crushing Forceps also called as Gall bladder Stone Crushing Equipment, Urology Stone Crushing Forceps.

### Advanced Features:

- 🏠 Provide excellent utility
- 🏠 Advanced configuration
- 🏠 Autoclavable
- 🏠 Highly Compatible
- 🏠 Compatible with Karl STORZ and Richard Wolf



### Product Code:

Product	Karl Storz	R.Wolf
Stone Crushing Forceps	14C08KL	14C08RW

Advin Health Care

## Litho Bridge - 14C09

Litho Bridge is use with Pneumatic Lithotripter for bladder stone Fragmentation. Litho Bridge is compatible with 23.5 Fr or 25 Fr Cystoscope Sheath. 4 mm 30 Degree

Telescope Is used during Bladder Stone Fragmentation Procedure. Litho Bridge also called as Pneumatic bridge.

### Advanced Features:

- 👉 Provide excellent utility
- 👉 Highly compatible with Cystoscopy Sheath
- 👉 Durable
- 👉 Advanced configuration
- 👉 Autoclavable
- 👉 Compatible with Karl Storz and Richard Wolf



### Product Code:

Product	Karl Storz	R.Wolf	Olympus
<b>Litho Bridge</b>	14C09KL	14C09RW	14C09OL

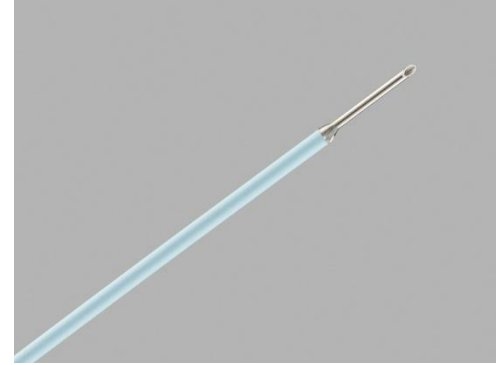
Advin Health Care

## Cystoscopy Injection Needle - 14C15

Cystoscopy Injections into the bladder wall for overactive bladder & Neurogenic Detrusor overactivity. Cystoscopy Injection Needle to offer unique depth control functionality for accuracy & safety.

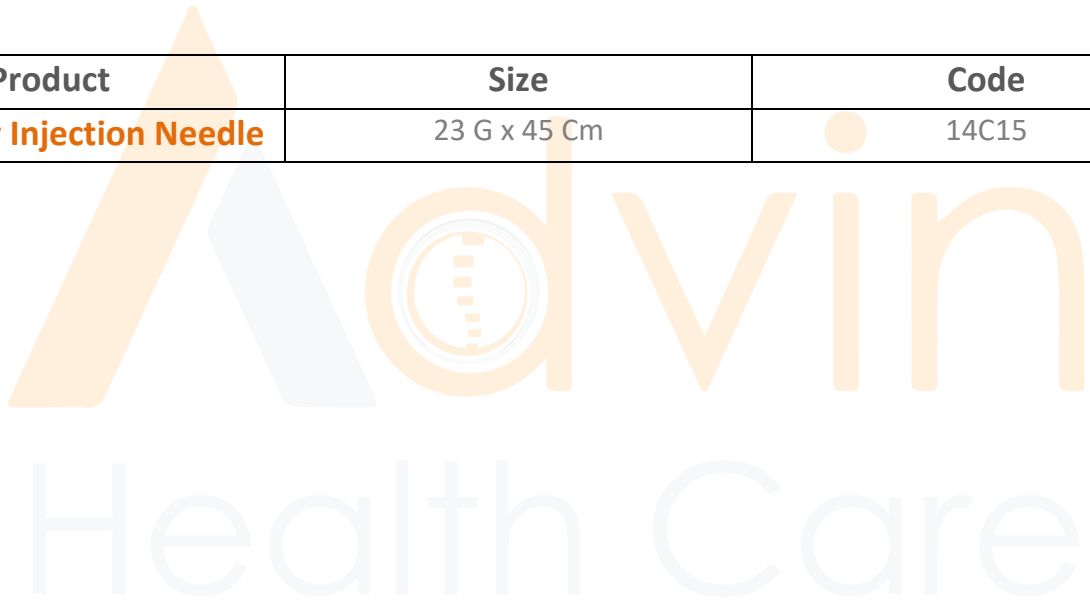
### Advanced Features:

- 🩺 Sterile Single-Use
- 🩺 Disposable
- 🩺 Easy adjustability for use with rigid & Flexible cystoscopes



### Product Code:






Product	Size	Code
Cystoscopy Injection Needle	23 G x 45 Cm	14C15



## SPC Trocar – 14C10

Advin Health Care Manufacturer SPC Trocar With international quality standard. SPC Trocar is used to suprapubic drainage to need.

### Advanced Features:

-  Durable
-  Easy to use
-  High performance
-  Anti-corrosive
-  Smooth finish



### Product Code:

Product	Size	Code
SPC Trocar	8 Fr	14C1008
SPC Trocar	10 Fr	14C1010
SPC Trocar	12 Fr	14C1012
SPC Trocar	14 Fr	14C1014
SPC Trocar	16 Fr	14C1016
SPC Trocar	18 Fr	14C1018
SPC Trocar	20 Fr	14C1020
SPC Trocar	22 Fr	14C1022

## Pediatric Cystoscope Set



Advin  
Health Care

## Paediatric Cystoscope –14B22

Pediatric Cystoscopy is endoscopy of the urinary bladder via the urethra. It is carried out with a cystoscope.

The urethra is the tube that carries urine from the bladder to the outside of the body. The cystoscope has lenses like a telescope or microscope.

### Advanced Features:

- 🩺 High-quality stainless steel
- 🩺 High-flow characteristics
- 🩺 Milled Radel shaft
- 🩺 large working channels
- 🩺 205 mm Length
- 🩺 Excellent image quality
- 🩺 Ultra-wide fields of view
- 🩺 Autoclavable



### Product Code:

Product	Size:	Code
Paediatric Cystoscope	2.7 mm x 0 Degree	14B22AA
Paediatric Cystoscope	2.7 mm x 30 Degree	14B22AB

## Pediatric Cystoscopy Sheath – 14C11

We are leading manufacturer of Pediatric Cystoscope Sheaths which design to perform all cystoscopy Procedures. Cystoscopy sheath comes with obturator. Pediatric Cystoscope sheath also called as Ureterscope Sheath, Cystoscopy Sheath.

### Advanced Features:

- 🩺 Endoscopic imaging support
- 🩺 Good Locking System
- 🩺 Tapered ends and assist in penetration
- 🩺 Durable, Safe and sterile instruments for each patient
- 🩺 Compatible with all cystoscopies
- 🩺 Allows greater flexibility
- 🩺 Compatible with Karl Storz
- 🩺 With 2 fixed stopcocks
- 🩺 Allows greater flexibility



### Product Code:

Product	Size:	Code
Pediatric Cystoscopy Sheath	11 Fr	14C1111
Pediatric Cystoscopy Sheath	13.5 Fr	14C1113

## Pediatric Cystoscopy Flexible Forceps - 14C11F

We Advin Provides Pediatric cystoscope Flexible Forceps With International Quality Standard.

Stent Removing Forceps is designed for the easy removal of stents.

Stent Removing Forceps is also called as Flexible Stent Removing Forceps, Double J Stent removal Forceps, Ureteral.


Stent Removal Forceps and flexible cystoscopic stent removal.

Flexible biopsy forceps with movable cup-shaped jaws, used to obtain biopsy specimens by introduction through a specially designed endoscope.

Flexible Biopsy Forceps are made of high quality stainless steel to provide physicians with a product of high longevity and a smooth cup operation in any situation.

### Advanced Features:

- 🩺 Reusable stent removal forceps
- 🩺 Strong grasping
- 🩺 Autoclavable
- 🩺 Alligator jaw for strong grip
- 🩺 Reusable Flexible Biopsy forceps



### Product Code:

Product	Size	Code
<b>Paediatric Cystoscopy Flexible Forceps</b>	5 Fr x 260 mm	14C11F

## Ureterorenoscope – 14D11

Advin Ureteroscope is used to inspect the urethra. An assessment is made of the anatomical site, extent and density of the stricture. This helps plan the extent of the incision required to open up the stricture.

### Advanced Features:

- 👉 High-quality stainless steel
- 👉 Excellent image quality
- 👉 Rigid accessory instruments can be used through the straight instrument channel
- 👉 Stone therapy with laser, ultrasound, electrohydraulic or ballistic lithotripsy
- 👉 Super finishing for easily pass through the channel
- 👉 Ultra-wide fields of view
- 👉 Working channel 6 / 5.4 / 3 Fr
- 👉 Four way / Three Way One instrument channel
- 👉 Autoclavable 134° C
- 👉 Application in stone therapy with stone basket / laser fibers



### Product Code:

Product	Size:	Code
Ureterorenoscope	8.5 / 13.3 FR x 425 mm	14D11185
Ureterorenoscope	7.5 / 12.5 Fr x 425 mm	14FD1175






## URS Alligator Forceps- 14D01


Advin Health Care Manufacturer URS(ureteroscopy) Alligator Forceps with international quality standard.

URS Alligator Forcep used for the retrieval of fragmented stones from ureteral and renal pelvis after performing Lithoclast procedure.

URS Alligator Forcep is also called as URS Grasping Forcep, Urology Forceps, Stent Removing Forceps, Stone Grasping Forcep for Ureteroscope.

### Advanced Features:

-  Durable
-  Easy to use
-  Anti-corrosive
-  Smooth finish
-  High performance



### Product Code:

Product	Size	Code
URS Alligator Forceps	3 Fr - 610 mm	14D010361
URS Alligator Forceps	4 Fr- 610 mm	14D010461
URS Alligator Forceps	5 Fr- 610 mm	14D010561
URS Alligator Forceps	3 Fr - 450 mm	14D010345
URS Alligator Forceps	4 Fr- 450 mm	14D010445
URS Alligator Forceps	5 Fr- 450 mm	14D010545

## URS Tripronge Forceps- 14D02

URS Tripronge Forcep used for the retrieval of fragmented stones from ureteral and renal pelvis after performing Lithoclast procedure.

URS Tripronge having 3 Jaw which gives more grip over the stone.

### Advanced Features:

- 👉 Durable
- 👉 Easy to use
- 👉 Anti-corrosive
- 👉 Smooth finish
- 👉 High performance



### Product Code:

Product	Size	Code
URS Tripronge Forceps	3 Fr - 610 mm	14D020361
URS Tripronge Forceps	4 Fr- 610 mm	14D020461
URS Tripronge Forceps	5 Fr- 610 mm	14D020561
URS Tripronge Forceps	3 Fr - 450 mm	14D020345
URS Tripronge Forceps	4 Fr- 450 mm	14D020445
URS Tripronge Forceps	5 Fr- 450 mm	14D020545






## URS Fourpronge Forceps- 14D03

Advin health care Manufacturer URS Fourpronge Forceps with international quality standard.

URS Forupronge Forcep used for the retrieval of fragmented stones from ureteral and renal pelvis after performing Lithoclast procedure.

Besides that Fourpronge Forcep having 4 Jaw. Because It gives more grip over the stone.

### Advanced Features:

-  Durable
-  Easy to use
-  Anti-corrosive
-  Smooth finish
-  High performance



### Product Code:






Product	Size	Code
URS Fourpronge Forceps	3 Fr - 610 mm	14D030361
URS Fourpronge Forceps	4 Fr- 610 mm	14D030461
URS Fourpronge Forceps	5 Fr- 610 mm	14D030561
URS Fourpronge Forceps	3 Fr - 450 mm	14D030345
URS Fourpronge Forceps	4 Fr- 450 mm	14D030445
URS Fourpronge Forceps	5 Fr- 450 mm	14D030545


## URS Flat Jaw Forceps- 14D04

Advin Health care Provides URS (Ureteroscopy) Flat Jaw Forceps with international quality standard.

URS Flat Jaw Forceps used for the retrieval of fragmented stones from ureteral and renal pelvic after performing Lithoclast procedure.

### Advanced Features:

-  Durable
-  Easy to use
-  Anti-corrosive
-  Smooth finish
-  High performance








### Product Code:


Product	Size	Code
URS Flat Jaw Forceps (U Handle)	2.5 Fr - 610 mm	14D042561
URS Flat Jaw Forceps (U Handle)	3 Fr - 610 mm	14D040361
URS Flat Jaw Forceps (U Handle)	4 Fr- 610 mm	14D040461
URS Flat Jaw Forceps (U Handle)	5 Fr- 610 mm	14D040561
URS Flat Jaw Forceps (U Handle)	2.5 Fr - 450 mm	14D042545
URS Flat Jaw Forceps (U Handle)	3 Fr - 450 mm	14D040345
URS Flat Jaw Forceps (U Handle)	4 Fr- 450 mm	14D040445
URS Flat Jaw Forceps (U Handle)	5 Fr- 450 mm	14D040545

## URS Rate Teeth Forceps- 14D05

Advin Health Care Manufacturer URS Scissor Forceps With International Quality Standard. URS Scissor Forcep used for the Better Cutting from ureteral and renal pelvic.

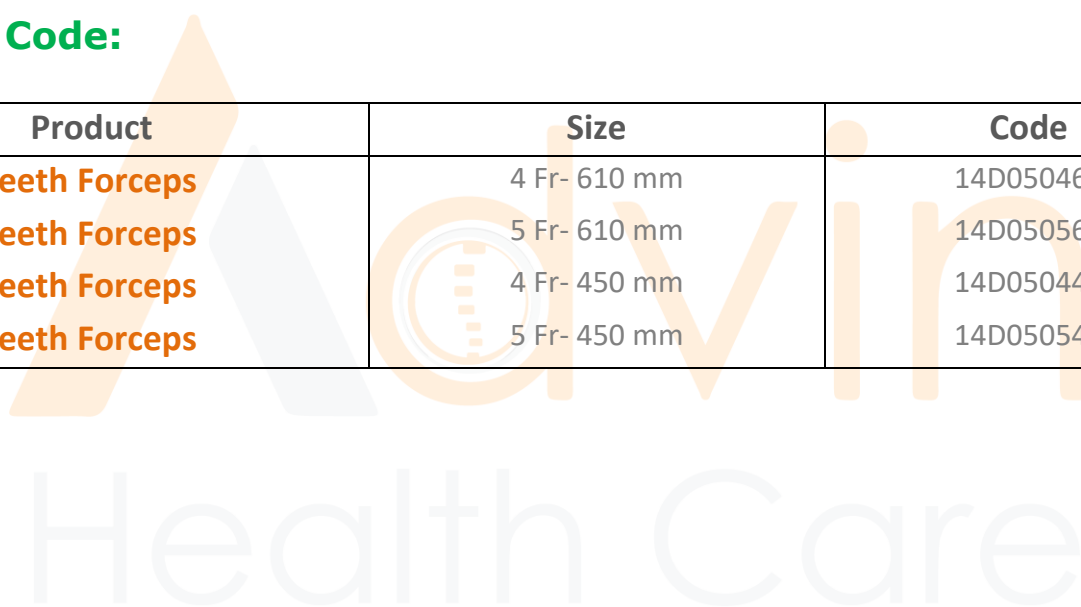
### Advanced Features:

-  Durable
-  Easy to use
-  Anti-corrosive
-  Smooth finish
-  High performance



### Product Code:






Product	Size	Code
URS Rate Teeth Forceps	4 Fr- 610 mm	14D050461
URS Rate Teeth Forceps	5 Fr- 610 mm	14D050561
URS Rate Teeth Forceps	4 Fr- 450 mm	14D050445
URS Rate Teeth Forceps	5 Fr- 450 mm	14D050545




## URS Scissor Forceps- 14D06

Advin Health Care Manufacturer URS Scissor Forceps With International Quality Standard. URS Scissor Forcep used for the Better Cutting from ureteral and renal pelvic.

### Advanced Features:

-  Durable
-  Easy to use
-  Anti-corrosive
-  Smooth finish
-  High performance



### Product Code:

Product	Size	Code
URS Scissor Forceps	4 Fr- 610 mm	14D060461
URS Scissor Forceps	5 Fr- 610 mm	14D060561
URS Scissor Forceps	4 Fr- 450 mm	14D060445
URS Scissor Forceps	5 Fr- 450 mm	14D060545

Advin Health Care






## URS Biopsy Forceps - 14D07

Advin Health Care Manufacturer URS(ureteroscopy) Biopsy Forceps with international quality standard.

URS Biopsy Forcep used for the retrieval of fragmented stones from ureteral and renal pelvis after performing Lithoclast procedure.

URS Biopsy Forcep is also called as URS Grasping Forcep, Urology Forceps, Stent Removing Forceps, Stone Grasping Forcep for Ureteroscope.

### Advanced Features:

-  Durable
-  Easy to use
-  Anti-corrosive
-  Smooth finish
-  High performance



### Product Code:

Product	Size	Code
URS Biopsy Forceps	3 Fr - 610 mm	14D070361
URS Biopsy Forceps	4 Fr- 610 mm	14D070461
URS Biopsy Forceps	5 Fr- 610 mm	14D070561
URS Biopsy Forceps	3 Fr - 450 mm	14D070345
URS Biopsy Forceps	4 Fr- 450 mm	14D070445
URS Biopsy Forceps	5 Fr- 450 mm	14D070545

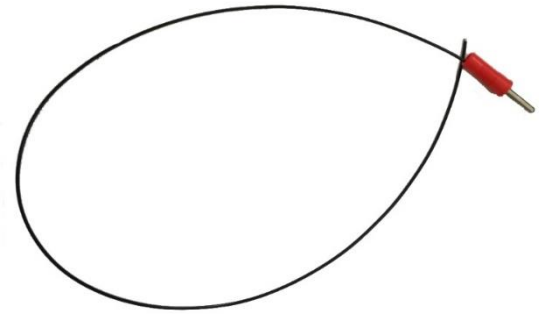
## Bugbee Electrodes - 14D08

The Bugbee Electrode is a monopolar, flexible electrodes is used in cystoscopes, resectoscopes & ureteroscopes.

The Bugbee electrodes is used for the ablation coagulation of soft tissue.

We Advin Provides fulgurating electrodes in various size & length that can be used eith flexible Cystoscope, Rigid Cystoscope, Flexible Ureteroscope, Semi-Rigid Ureteroscope.

Bugbee Electrodes is a monopolar electrodes that combines control & Maneuverbility for efficient resection & coagulation of soft tissue in urology procedures.



### Product Code:

Product	Size	Code
Bugbee Electrodes	3 Fr	14D083
Bugbee Electrodes	4 Fr	14D084
Bugbee Electrodes	5 Fr	14D085
Bugbee Electrodes	6 Fr	14D086
Bugbee Electrodes	7 Fr	14D087
Bugbee Electrodes	8 Fr	14D088
Bugbee Electrodes	9 Fr	14D089

## URS Bridge - 14D09

Advin Health Care Provides URS (Ureteroscopy) Bridge with international quality standard. URS Bridge is used to ureteroscopy procedure.

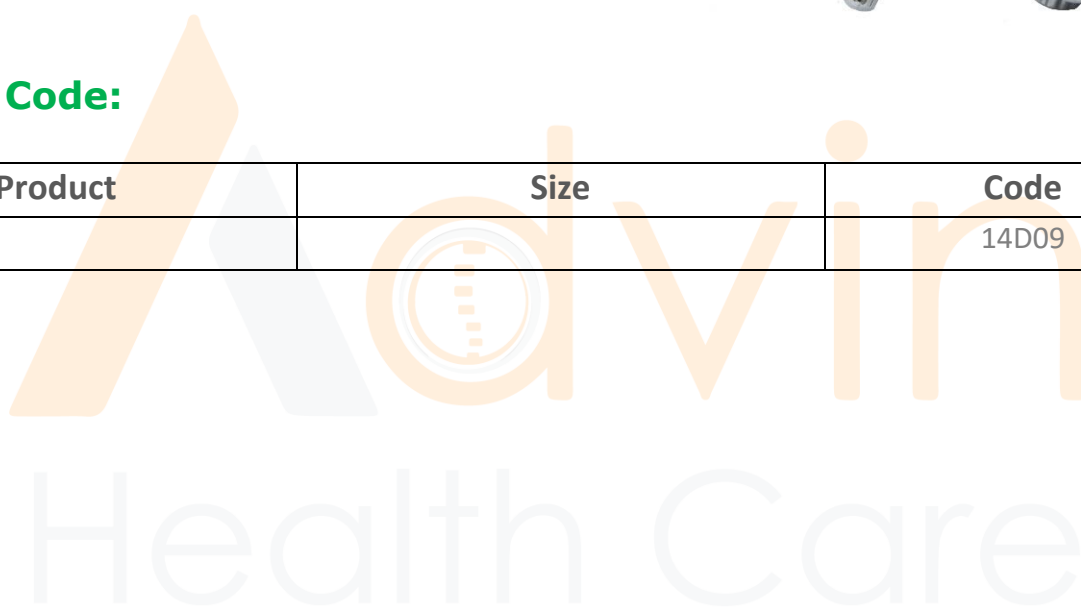
### Advanced Features:

- 🏥 Made from High Grade Medical material
- 🏥 Autoclavable & reusable
- 🏥 Long Lasting
- 🏥 Corrosion Proof



### Product Code:

Product	Size	Code
URS Bridge		14D09



## Path Finder – 14D10

The Pathfinder bulb irrigator is the discerning Basic irrigation device that provides the physician the option of controlling the flow of irrigation. It is also known as track finder.

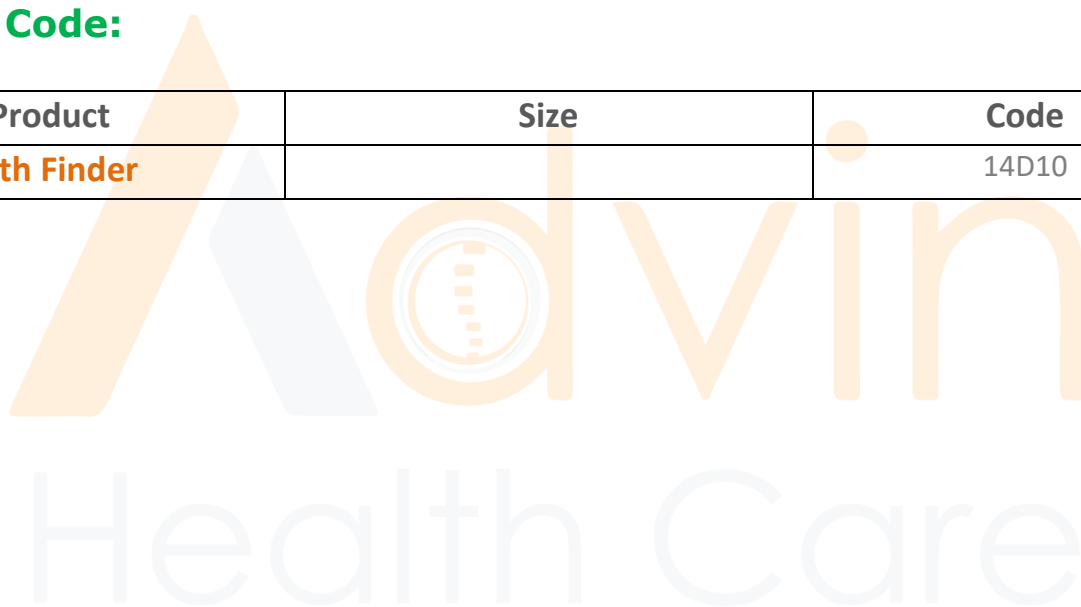
### Advanced Features:

- 🩺 Better Visualization
- 🩺 Continuous flow & pulsatile with minimal tubing
- 🩺 Highly accurate delivery
- 🩺 Bolus irrigation
- 🩺 Easily moved scope with bulb attached



### Product Code:

Product	Size	Code
Path Finder		14D10



## Percutaneous Nephroscope– 14E15

Advin Percutaneous Nephroscope is an optical instrument which allows one to inspect the renal cavitory system and to perform different therapeutic procedures under direct visual control.

### Advanced Features:

- 👁️ High-quality stainless steel
- 👁️ Excellent image quality
- 👁️ Large oval working channel
- 👁️ Angled eyepieces design
- 👁️ 12°C Visual area
- 👁️ Autoclavable 134° C



### Product Code:

Product	Size:	Code
Percutaneous Nephoscope	10.2 Fr x 252 mm	14E1510

Advin Health Care

## PCNL Operative Sheath – 14E01

Advin Health Care Manufacturer PCNL Operative Sheath With international quality standard. PCNL Operative sheath also known as Nephroscopy sheath.

PCNL Operative Sheath is used in Percutaneous nephrolithotomy (PCNL) procedure.

### Advanced Features:

- 🩺 Durable
- 🩺 Easy to use
- 🩺 Anti-corrosive
- 🩺 Smooth finish
- 🩺 High performance



### Product Code:

Product	Size	Code
PCNL Operative Sheath (Nephoscopy Sheath)	15 Fr	14E0115
PCNL Operative Sheath (Nephoscopy Sheath)	20.8 Fr	14E0120
PCNL Operative Sheath (Nephoscopy Sheath)	24 Fr	14E0124






Advin Health Care

## Mini PCNL Sheath – 14E02

Advin Health Care Manufacturer Mini PCNL Sheath With international quality standard. Mini PCNL Sheath is used in Mini-percutaneous nephrolithotomy procedure.

IT is used in Rigid Nephroscope, Flexible Nephroscope & Mini PCNL Nephroscope. Mini PCNL Sheath Also Available With Suction.

### Advanced Features:

-  Durable
-  Easy to use
-  Anti-corrosive
-  Smooth finish
-  High performance



### Product Code:

Product	Size	Code
Mini PCNL Sheath	12 Fr	14E0212
Mini PCNL Sheath	15 Fr	14E0215
Mini PCNL Sheath	18 Fr	14E0218
Mini PCNL Sheath	21 Fr	14E0221
Mini PCNL Sheath	24 Fr	14E0224

- With suction mention "S" at the last of product code

## Alkaline Cannula – 14E03

Advin Health Care Manufacturer Alkaline cannula With international quality standard.

### Advanced Features:

- 🩺 Anti-corrosive
- 🩺 Smooth finish
- 🩺 Durable
- 🩺 Easy to use
- 🩺 High performance



### Product Code:





Product	Size	Code
Alkaline Cannula	-	14E03



## Alkaline Telescopic Dilator Set – 14E04

Advin Health Care Manufacturer Alkaline Telescopic Dilator Set With international quality standard. Alkaline Telescopic Dilator set is used in dilation during PCNL procedure.

### Advanced Features:

-  Reusable & Autoclavable
-  Optimum Finish
-  Reliable Nature
-  Anti-Corrosive



### Product Code:

Product	Size	Code
<b>Alkaline Telescopic Dilator Set</b>	6 Fr – 30 Fr	14E04



## PCNL Angular Basket – 14E05

Advin Health Care Offers Angled PCNL Basket With international quality standard. PCNL Angled Basket is used used the retrival of Fragmented stones from kidney after performing lithoclast procedure.

### Advanced Features:

- 🏆 Nitinol baskets have excellent memory & strength
- 🏆 U handle Type the smooth gripes
- 🏆 Light weight handle
- 🏆 Unique Dedesigned Basket For eay to capture the stone in kidney
- 🏆 Excellent capture of small stones and fragments automatically
- 🏆 High performance



### Product Code:

Product	Size	Code
Angled PCNL Basket	7 Fr x 40 cm	14E0507
Angled PCNL Basket	8 Fr x 40 cm	14E0508
Angled PCNL Basket	10 Fr x 40 cm	14E0510
Angled PCNL Basket	12 Fr x 40 cm	14E0512

## PCNL Alligator Forceps – 14E06

Advin Health Care Manufacturer PCNL Alligator Forceps With international quality standard. PCNL Alligator Forcep used the retrieval of Fragmented stones from kidney after performing lithoclast procedure.

### Advanced Features:

- 👉 Reusable & Autoclavable
- 👉 Durable & Easy to use
- 👉 Strong Grasping
- 👉 High performance
- 👉 Anti-corrosive
- 👉 Smooth finish



### Product Code:

Product	Size	Code
PCNL Alligator Forceps	5 Fr x 360 mm	14E0605
PCNL Alligator Forceps	6 Fr x 360 mm	14E0606
PCNL Alligator Forceps	7 Fr x 360 mm	14E0607
PCNL Alligator Forceps	9 Fr x 360 mm	14E0609
PCNL Alligator Forceps	12 Fr x 360 mm	14E0612


Advin Health Care

## PCNL Flat Jaw Forceps - 14E07

Advin Health Care Manufacturer PCNL Flat Jaw Forceps With international quality standard. PCNL Flat Jaw Forcep used the retrival of Fragmented stones from kidney after performing lithoclast procedure.

### Advanced Features:

- 🩺 Reusable & Autoclavable
- 🩺 Durable & Easy to use
- 🩺 Strong Grasping
- 🩺 High performance
- 🩺 Anti-corrosive
- 🩺 Smooth finish



### Product Code:







Product	Size	Code
PCNL Flat Jaw Forceps	5 Fr x 360 mm	14E0705
PCNL Flat Jaw Forceps	6 Fr x 360 mm	14E0706
PCNL Flat Jaw Forceps	7 Fr x 360 mm	14E0707
PCNL Flat Jaw Forceps	9 Fr x 360 mm	14E0709
PCNL Flat Jaw Forceps	12 Fr x 360 mm	14E0712


Advin Health Care

## PCNL Peanut Jaw Forceps – 14E08

Advin Health Care Manufacturer PCNL Peanut Jaw Forceps With international quality standard. PCNL Peanut Jaw Forcep used the retrieval of Fragmented stones from kidney after performing lithoclast procedure.

### Advanced Features:

-  Reusable & Autoclavable
-  Durable & Easy to use
-  Strong Grasping
-  High performance
-  Anti-corrosive
-  Smooth finish



### Product Code:

Product	Size	Code
PCNL Peanut Jaw Forceps	5 Fr x 360 mm	14E0805
PCNL Peanut Jaw Forceps	6 Fr x 360 mm	14E0806
PCNL Peanut Jaw Forceps	7 Fr x 360 mm	14E0807
PCNL Peanut Jaw Forceps	9 Fr x 360 mm	14E0809
PCNL Peanut Jaw Forceps	12 Fr x 360 mm	14E0812


Advin Health Care

## PCNL Tripronge Forceps - 14E09

Advin Health Care Manufacturer PCNL Tripronge Forceps With international quality standard. PCNL Tripronge Forcep used the retrieval of Fragmented stones from kidney after performing lithoclast procedure.

### Advanced Features:

- 👉 Durable & Easy to use
- 👉 High performance
- 👉 Anti-corrosive
- 👉 Reusable & Autoclavable
- 👉 Strong Grasping
- 👉 Smooth finish



### Product Code:

Product	Size	Code
PCNL Tripronge Forceps	5 Fr x 360 mm	14E0905
PCNL Tripronge Forceps	6 Fr x 360 mm	14E0906
PCNL Tripronge Forceps	7 Fr x 360 mm	14E0907
PCNL Tripronge Forceps	9 Fr x 360 mm	14E0909
PCNL Tripronge Forceps	12 Fr x 360 mm	14E0912

Advin Health Care

## PCNL Rate Teeth Forceps - 14E10

Advin Health Care Manufacturer PCNL Rate Teeth Forceps With international quality standard. PCNL Rate Teeth Forcep used the retrival of Fragmented stones from kidney after performing lithoclast procedure.

### Advanced Features:

- 🩺 Durable & Easy to use
- 🩺 High performance
- 🩺 Anti-corrosive
- 🩺 Reusable & Autoclavable
- 🩺 Strong Grasping
- 🩺 Smooth finish



### Product Code:

Product	Size	Code
PCNL Rate Teeth Forceps	5 Fr x 360 mm	14E1005
PCNL Rate Teeth Forceps	6 Fr x 360 mm	14E1006
PCNL Rate Teeth Forceps	7 Fr x 360 mm	14E1007
PCNL Rate Teeth Forceps	9 Fr x 360 mm	14E1009
PCNL Rate Teeth Forceps	12 Fr x 360 mm	14E1012

Advin Health Care

## PCNL Basket – 14E11

Advin Health Care Offers PCNL Basket With international quality standard. PCNL Angular Basket is used used the retrival of Fragmented stones from kidney after performing lithoclast procedure.

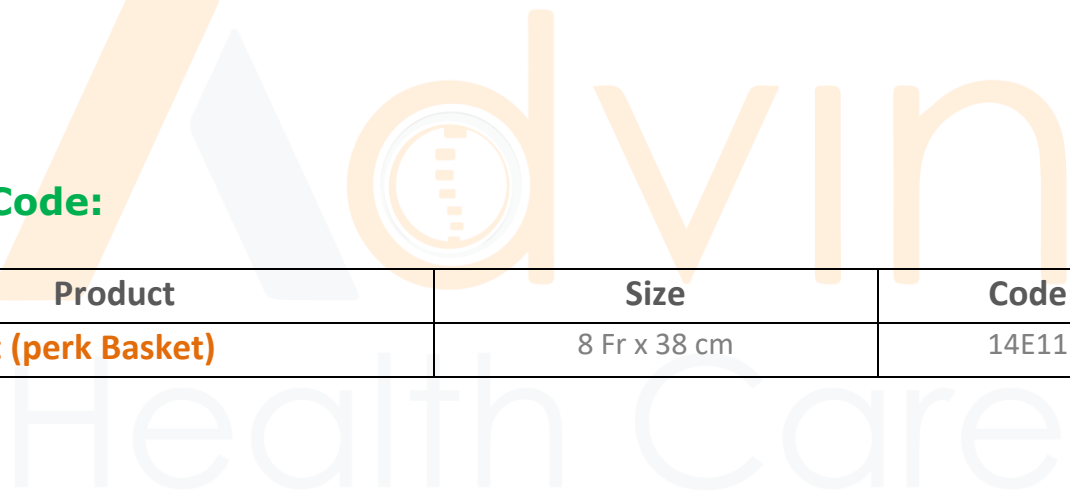
### Advanced Features:

- 👉 Nitinol baskets have excellent memory & strength
- 👉 U handle Type the smooth gripes
- 👉 Light weight handle
- 👉 Excellent capture of small stones and fragments automatically
- 👉 High performance



### Product Code:

Product	Size	Code
PCNL Basket (perk Basket)	8 Fr x 38 cm	14E11



## PCNL Suction – 14E13

Advin Health Care Manufacturer PCNL Suction With international quality standard. PCNL Suction used in Percutaneous nephrolithotomy procedure.


### Advanced Features:

- 🩺 Anti-corrosive
- 🩺 Smooth finish
- 🩺 Durable
- 🩺 Easy to use
- 🩺 High performance



### Product Code:





Product	Size	Code
PCNL Suction		14E13



## PCNL Trocar – 14E14

Advin Health Care Offers PCNL Angular Basket Trocar With international quality standard. PCNL Trocar is used in Percutaneous nephrolithotomy (PCNL) is a minimally-invasive procedure.

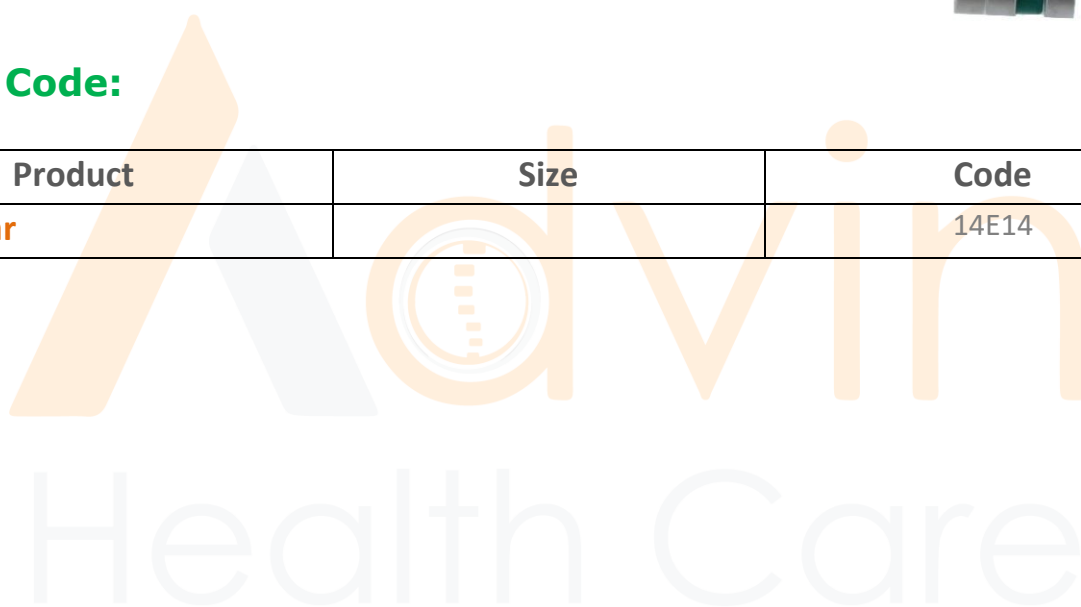
### Advanced Features:

-  Designed to provide excellent utility
-  Autoclavable
-  Advanced configuration
-  Corrosion resistance



### Product Code:

Product	Size	Code
PCNL Trocar		14E14



## Turner Warwick Ring Retractor Set – 14F01

Turner warwick ring retractor is also called as Turner Warwick Retractor, Ring Retractor, Urological Retractor. Turner warwick ring retractor comes along with 6 blades and J Needle SET.

Turner Warwick Ring Retractor use during Urethroplasty procedure.

### Advanced Features:

- 🩺 Also Useful infemale pelvic reconstruction
- 🩺 Made in Stainless Steel
- 🩺 Light weight handle
- 🩺 Autoclavable & reuseble



### Product Code:

Product	Size	Code
Turner Warwick Ring Retractor Set	Small	14F01S
Turner Warwick Ring Retractor Set	Medium	14F01M
Turner Warwick Ring Retractor Set	Large	14F01L

Advin Health Care

## Hey Groove Dilator Set –14F02

Hey Groove Dilator SET use to dilate urethra during Urethroplasty procedure.  
Hey groove dilator set contains 4 no. dilators.

### Advanced Features:

- 🏆 Made in Stainless Steel
- 🏆 Light weight handle
- 🏆 Autoclavable & reusable
- 🏆 Corrosion Proof

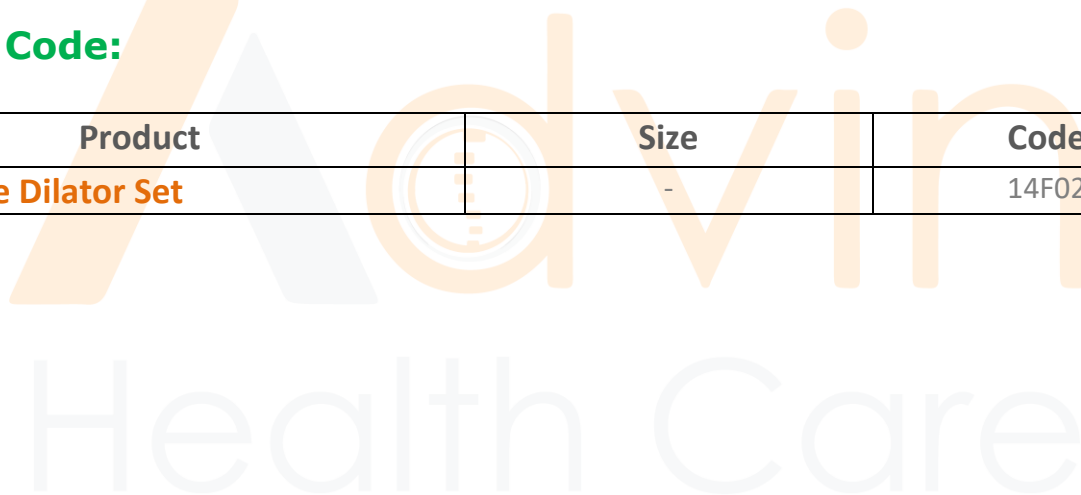


### Size:

**4/7, 8/11, 11/14, 14/16**

### Product Code:

Product	Size	Code
Hey Groove Dilator Set	-	14F02



## Davis Boyle Mouth Gag With 5 Blade –14F03

Boyle Davis Mouth Gag (BDG) is a device used to visualize the oropharynx and stabilize the TT during tonsillectomy. Davis Boyle Mouth Gag with 5 Blade also used during Urethroplasty Procedure.

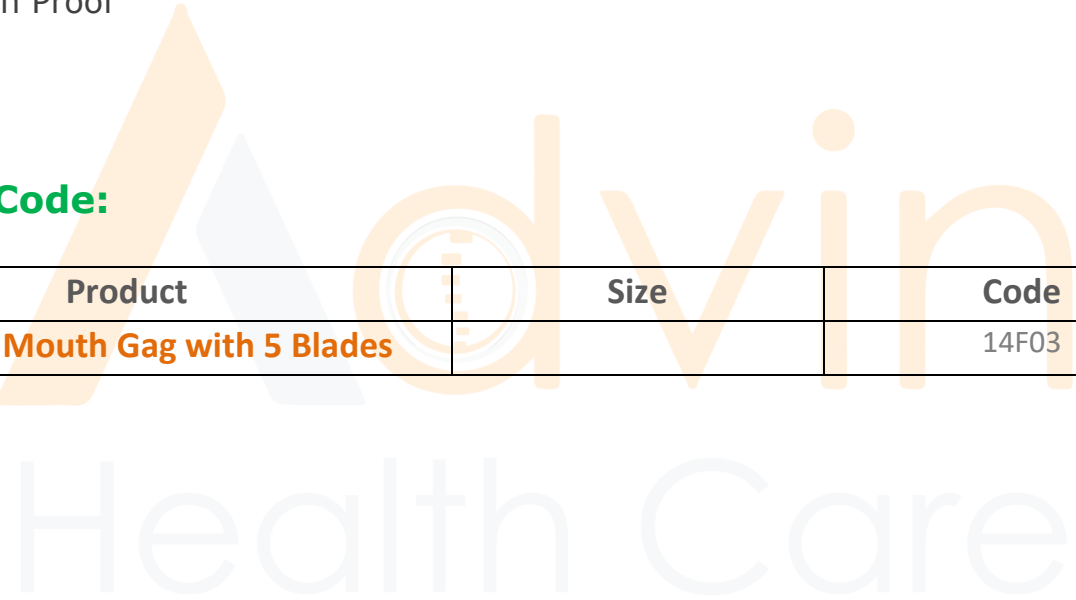
### Advanced Features:

- 🏪 Made in Stainless Steel
- 🏪 High Performance
- 🏪 Durable
- 🏪 Used in oral and oropharyngeal surgeries
- 🏪 Autoclavable & reuseble
- 🏪 Corossion Proof



### Product Code:

Product	Size	Code
Davis Boyle Mouth Gag with 5 Blades		14F03



## Bone Nibbler –14F04

Double action Bone Nibbler is used for nibbling the bone. The double action reduces the force required for cutting the bone. The straight nibbler is used for general use and the curved nibbler is used for spinal surgery.

### Advanced Features:

- 🩺 Made in Stainless Steel
- 🩺 High Strength
- 🩺 Durable
- 🩺 Autoclavable & reuseble
- 🩺 Corrosion Proof



### Types:

- 🩺 Straight Bone Nibbler
- 🩺 Curved Bone Nibbler

### Product Code:

Product	Size	Code
Bone Nibbler	6"	14F0406
Bone Nibbler	7"	14F0407
Bone Nibbler	8"	14F0408
Bone Nibbler	9"	14F0409

## Bone Cutter –14F05

A bone cutter is a surgical instrument used to cut or remove bones. In addition to surgery, they are also used in forensics, torture, and dismemberment.

### Advanced Features:

- 🏆 Made in Stainless Steel
- 🏆 High Strength
- 🏆 Durable
- 🏆 Autoclavable & reusable
- 🏆 Corrosion Proof



### Product Code:






Product	Size	Code
Bone Cutter	6"	14F0506
Bone Cutter	7"	14F0507
Bone Cutter	8"	14F0508
Bone Cutter	9"	14F0509

Advin Health Care

## Urethroplasty NeedleHolder –14F06

A needle holder, also called needle driver, is a surgical instrument, similar to a hemostat, used by doctors and surgeons to hold a suturing needle for closing wounds during suturing and surgical procedures.

### Advanced Features:

-  Corrosion Proof
-  High Strength
-  Durable
-  Made in Stainless Steel
-  Autoclavable & reusable



### Product Code:

Product	Size	Code
Needle Holder	6"	14F0606
Needle Holder	8"	14F0608

Advin  
Health Care

## Mastoid Retractor-14F07

Mastoid retractor is used commonly in mastoid surgeries. Each of these prongs has 4 teeth. The teeth not only helps in holding the soft tissue apart, it firmly anchors the retractor to the bone. Also used in head & neck surgeries like tracheostomy & thyroidectomy.

### Advanced Features:

- 👉 Rust Proof
- 👉 Durable
- 👉 Made in Stainless Steel
- 👉 Autoclavable & reuseble
- 👉 High Strength



### Product Code:





Product	Size	Code
<b>Mastoid Retractor</b>	4"	14F07

Advin  
Health Care

## Urethroplasty Gouge – 14F08

Advin Health care Provides Uethroplaty Gouge With international quality standard.

### Advanced Features:

-  Smooth Finishing
-  Durable
-  Autoclavable
-  Made in High grade Material



### Product Code:

Product	Size	Code
Urethroplasty Gouge	6"	14F0806
Urethroplasty Gouge	8"	14F0808

## Surgical Hammer–14F09

Bone hammer is important tool which is used in medical science. Orthopaedic hammers are used in detecting various symptoms & ailments. These medical orthopaedic hammers are made using best quality raw materials. These hammers are offered matching clients specification.

### Advanced Features:

- 👉 High Strength
- 👉 Durable
- 👉 Rust Proof
- 👉 Made in Stainless Steel
- 👉 Autoclavable & reusable



### Product Code:

Product	Size	Code
Surgical Hammer	0.250gm	14F09AA
Surgical hammer	0.500gm	14F09AB

Advin Health Care

## Dissecting Forceps—14F10

Dissecting Non-Toothed Forceps is used in the reconstruction of eyelid surgery. These forceps are small instruments, which can be handled with much ease.

Our forceps are used to grasp tiny tissues for treatment purpose. Moreover, these medical instruments can be sterilized for further use.

### Advanced Features:

- 🏥 Made in Stainless Steel
- 🏥 Autoclavable & reuseble
- 🏥 High Strength
- 🏥 Durable
- 🏥 Rust Proof
- 🏥 Made in Stainless Steel
- 🏥 Autoclavable & reuseble



### Product Code:

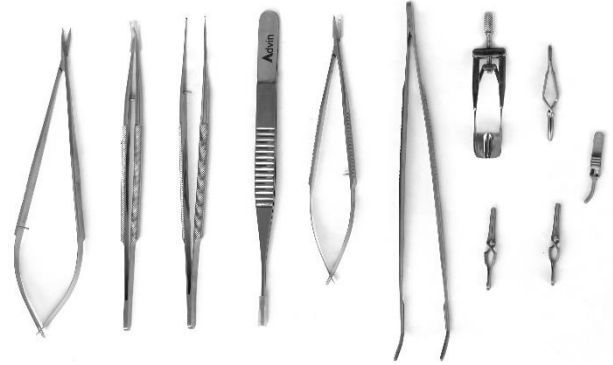
Product	Size	Code
Dissecting Forceps	18 cm / 7"	14F1007
Dissecting Forceps	20 cm / 8"	14F1008

## AV Fistula Set – 14G01

Advin Health Care offers AV Fistula Set With international quality standard.

### Advanced Features:

- 🩺 Made in Stainless Steel
- 🩺 Autoclavable & reusable
- 🩺 High Strength
- 🩺 Durable
- 🩺 Rust Proof



### Set of AV Fistula Set

- 🩺 Debakey Forceps Curved
- 🩺 Debakey Forceps Straight
- 🩺 Debakey Bulldog Clamp
- 🩺 Micro Scissor
- 🩺 Micro Ring Forceps
- 🩺 ALM Retractor

### Product Code:

Product	Size	Code
AV Fistula Set		14G01

## Male Urethral Dilator Set – 14G02

Advin Health Care offers Male Urethral Dilator Set With international quality standard. Male urethral dilator set contains 12 Dilators.

### Advanced Features:

- 🩺 Made in Stainless Steel
- 🩺 Autoclavable & reuseble
- 🩺 High Strength
- 🩺 Durable
- 🩺 Rust Proof



### Size:

**28/32, 26/30, 24/28, 22/26, 20/24, 18/22, 16/20, 14/18, 12/16, 10/14, 8/12, 6/10.**

### Product Code:

Product	Code
<b>Male Urethral Dilator Set – With Guide wire Passing</b>	14G02AA
<b>Male Urethral Dilator Set – Without Guide wire Passing</b>	14G02AB

## Female Urethral Dilator Set – 14G03

Advin Health Care offers Female Urethral Dilator Set With international quality standard. Female urethral dilator set contains 10 Dilators.

Female Urethral Meatal Dilator SET / Hegar Dilator is also called as Hegar Uterine Dilator Set and Hegar Double-End Cervical Dilator.

### Advanced Features:

- 🩺 Made in Stainless Steel
- 🩺 Autoclavable & reusable
- 🩺 High Strength
- 🩺 Durable
- 🩺 Rust Proof



### Size:

**3/3.5, 4/4.5, 5/5.5, 6/6.5, 7/7.5, 8/8.5, 9/9.5, 10/10.5, 11/11.5, 12/12.5.**

### Product Code:

Product	Code
Female Urethral Dilator Set – With Guide wire Passing	14G03AA
Female Urethral Dilator Set – Without Guide wire Passing	14G03AB

## Female Urethral Teflon Dilator Set – 14G04

Advin Health Care offers Female Urethral teflon Dilator Set With international quality standard. Female urethral teflon dilator set contains 5 Dilators.

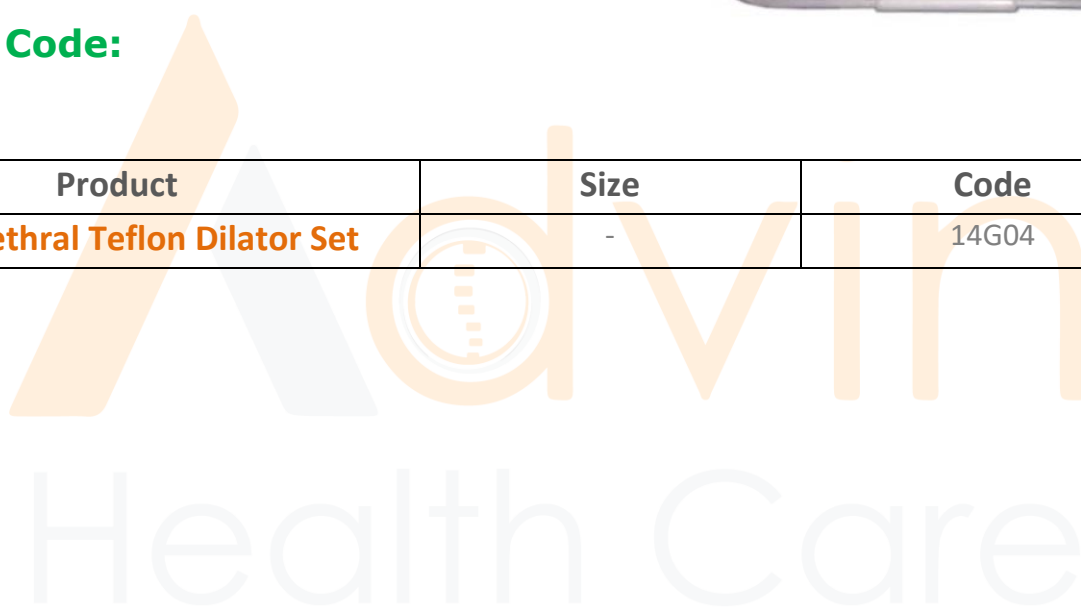
### Advanced Features:

- 🩺 Precisely designed
- 🩺 Lightweight
- 🩺 High Grade Medical Material
- 🩺 Easy to use



### Product Code:





Product	Size	Code
Female Urethral Teflon Dilator Set	-	14G04



## Graduation Dilator – 14G05

Advin Health Care offers Graduation Dilator With international quality standard.

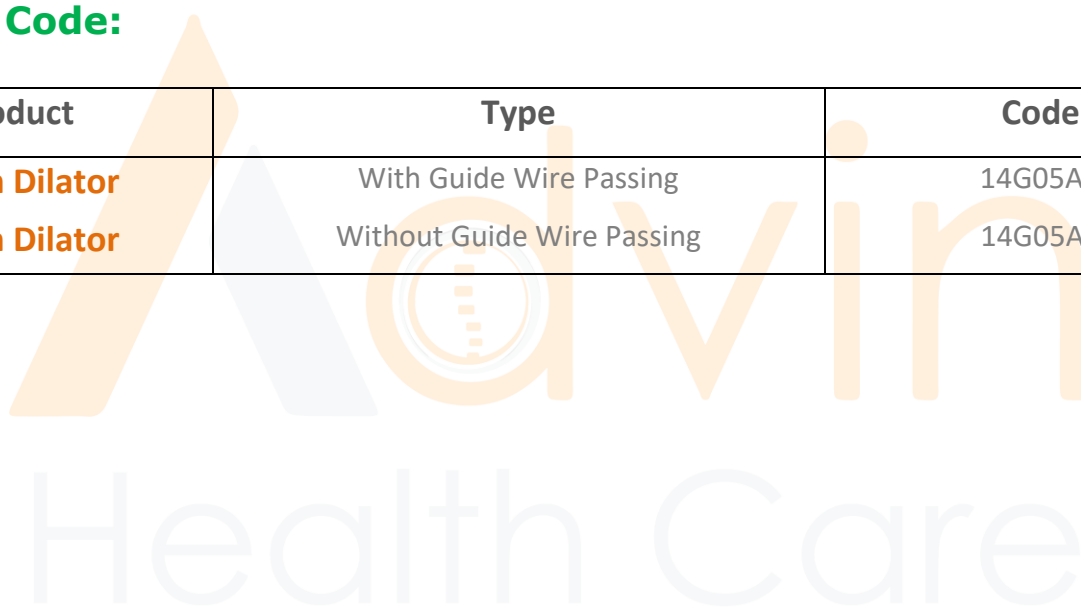
### Advanced Features:

-  Precisely designed
-  Dimensionally stable
-  Durable
-  Finely finished



### Product Code:

Product	Type	Code
Graduation Dilator	With Guide Wire Passing	14G05AA
Graduation Dilator	Without Guide Wire Passing	14G05AB



## Scope Cleaning Brush – 14G07

Advin Health Care offers Scope Cleaning Brush With international quality standard. Stainless Steel Wire Tube Brush is very flexible use, wire brush go into a small round opening like a bolt hole to remove rust etc.

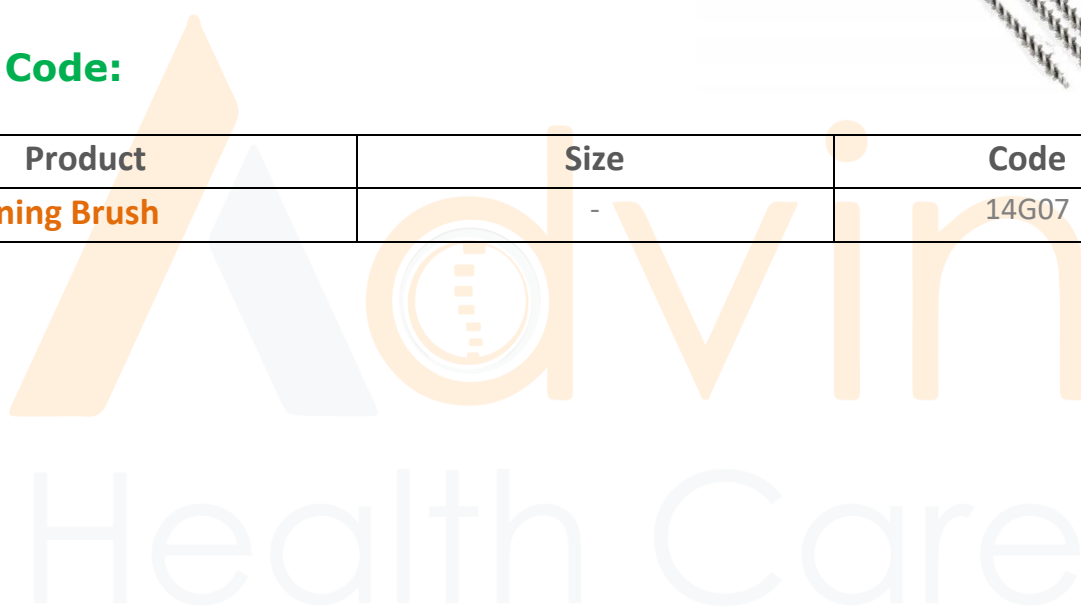
### Advanced Features:

- 👉 Better Cleaning
- 👉 Smooth Bushes
- 👉 Flexible
- 👉 Stainless Steel material



### Product Code:

Product	Size	Code
Scope Cleaning Brush	-	14G07



## Catheter Introducer – 14G09

The Catheter Introducer is a wire guide that is inserted into the urethra or the suprapubic incision to guide the entrance of the catheter into the urinary bladder. Once the catheter is inserted the Catheter Introducer is withdrawn.

It is known as Catheter Introducer Curved, Medical Catheter Introducer, Urethral Catheter Introducer, Guyon Catheter Introducer Curved, Catheter Introducer Straight.

### Advanced Features:

- 🩺 Fine Finish
- 🩺 Maid in Stainless steel material
- 🩺 Autoclavable & Reusable
- 🩺 Easy to use



### Product Code:





Product	Size	Code
Catheter Introducer	Straight	14G09ST
Catheter Introducer	Curved	14G09CV

Advin Health Care

## Protection Tube – 14G10

We, Advin Health Care Provides Protection Cover With international quality standard.

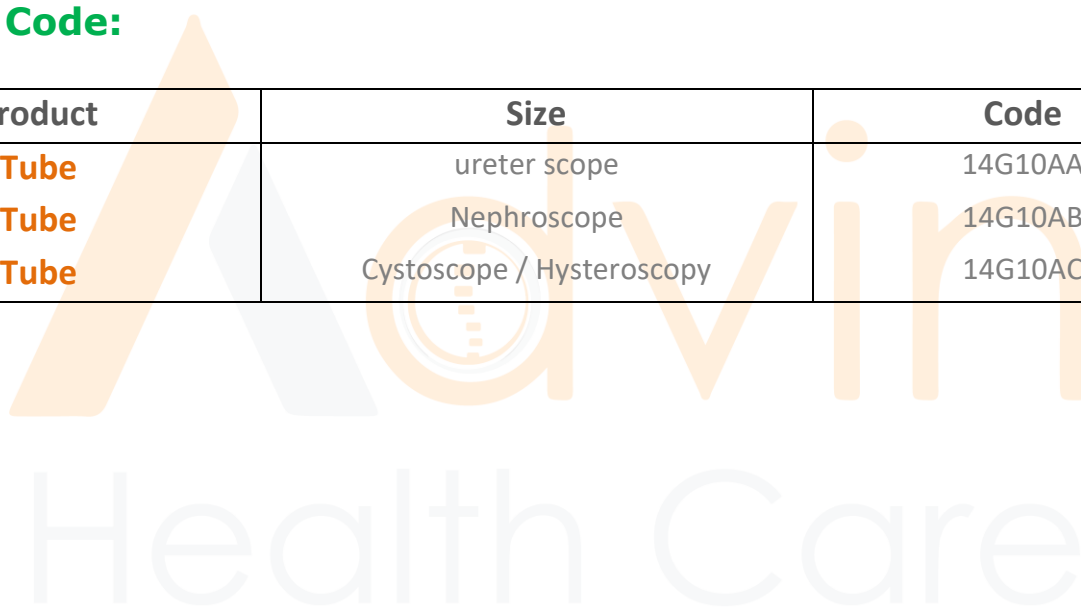
### Advanced Features:

-  Fine Finish
-  Maid in Stainless steel material
-  Autoclavable & Reusable
-  Protect to scope



### Product Code:

Product	Size	Code
Protection Tube	ureter scope	14G10AA
Protection Tube	Nephroscope	14G10AB
Protection Tube	Cystoscope / Hysteroscopy	14G10AC



## Laparoscopy ‘Y’ Connector –14G1101

The Y Connector in low pressure work throughout the fluid System. Y connector is also known as T connector. The Y connector is fittings to ensure a tight, secure connection between length of tubing having the same diameter.


### Advanced Features:

- 🩺 Y shaped dual access connector
- 🩺 ergonomic design
- 🩺 Autoclavable



### Product Code:




Product	Size	Code
Y Connector		14G1101



## Syringe Connector – 14G1102

Syringe Connector is also known as Bottle Connector. Syringe Connector with locking system.

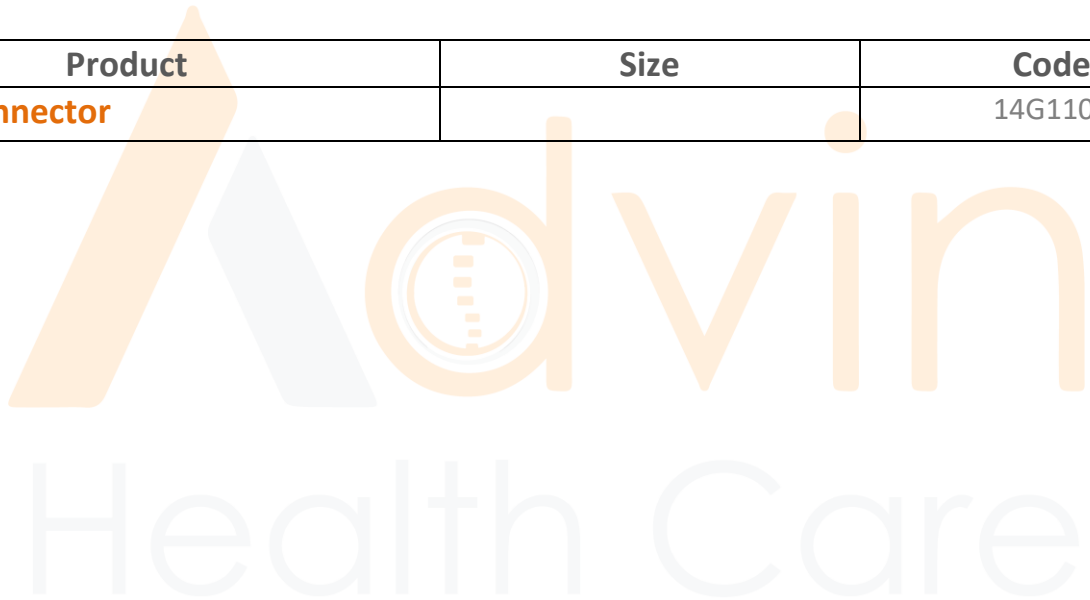
### Advanced Features:

-  Ergonomic design
-  Autoclavable
-  Smooth Surface



### Product Code:




Product	Size	Code
Syringe Connector		14G1102



## Tubing Connector – 14G1103

Tubing connector is used to connect two tubing/pipe.

### Advanced Features:

-  Ergonomic design
-  Autoclavable
-  Smooth Surface



### Product Code:

Product	Size	Code
Tubing Connector		14G1103



## Double J Stent –14H01

A ureteral stent or ureteric stent, is a thin tube inserted into the ureter to prevent or treat obstruction of the urine flow from the kidney.

The stent is usually inserted with the aid of a cystoscope. One or both ends of the stent may be coiled to prevent it from moving out of place; this is called a JJ stent, double J stent or pig-tail stent.

### Advanced Features:

- 👂 Radiopaque for better visualization
- 👂 Pigtail Loop Avoids slippage
- 👂 Smooth Surface
- 👂 Long life indwelling stents
- 👂 low encrustation tendency
- 👂 Highly Radiopacity

### Available in:

- 👂 Multi loop/single loop
- 👂 Both end Open
- 👂 One end closed
- 👂 Colour: Blue, Yellow, White
- 👂 Hydrophilic coating
- 👂 Stent with String



### SET Contains:

**Stent with/without string, Guide wire, Pusher, Clamp & Patient Slip**

## Product Code:

Size	Double J Stent	Double J Stent Set
<b>3 Fr</b>	14H0130-(len)-(S/M)- (OE/CE)	14H0230-(len)-(S/M)- (OE/CE)
<b>4 Fr</b>	14H0140-(len)-(S/M)- (OE/CE)	14H0240-(len)-(S/M)- (OE/CE)
<b>4.5 Fr</b>	14H0145-(len)-(S/M)- (OE/CE)	14H0245-(len)-(S/M)- (OE/CE)
<b>4.7 Fr</b>	14H0147-(len)-(S/M)- (OE/CE)	14H0247-(len)-(S/M)- (OE/CE)
<b>4.8 Fr</b>	14H0148-(len)-(S/M)- (OE/CE)	14H0248-(len)-(S/M)- (OE/CE)
<b>5 Fr</b>	14H0150-(len)-(S/M)- (OE/CE)	14H0250-(len)-(S/M)- (OE/CE)
<b>5.5 Fr</b>	14H0155-(len)-(S/M)- (OE/CE)	14H0255-(len)-(S/M)- (OE/CE)
<b>6 Fr</b>	14H0160-(len)-(S/M)- (OE/CE)	14H0260-(len)-(S/M)- (OE/CE)
<b>7 Fr</b>	14H0170-(len)-(S/M)- (OE/CE)	14H0270-(len)-(S/M)- (OE/CE)
<b>8 FR</b>	14H0180-(len)-(S/M)- (OE/CE)	14H0280-(len)-(S/M)- (OE/CE)

- **Length: 8 – 32 Cm**
- **S for Single Loop, M for Multi loop,**
- **OE = Both Open End, CE = Both Close End**
- **Colour: Add suffix- Blue = 'B', White = 'W', Yellow = 'Y'**
- **For SUTURE Add Suffix = 'S'**

**For Example: DJ stent 6 Fr x 26 cm: - "14H01-60-26-S-OE-B"**

## Silicone Double J Stent – 14H03

A ureteral stent or ureteric stent, is a thin tube inserted into the ureter to prevent or treat obstruction of the urine flow from the kidney.

The stent is usually inserted with the aid of a cystoscope. One or both ends of the stent may be coiled to prevent it from moving out of place; this is called a JJ stent, double J stent or pig-tail stent.

### Advanced Features:

- 👂 Radiopaque for better visualization
- 👂 Pigtail Loop Avoids slippage
- 👂 Smooth Surface
- 👂 Long life indwelling stents
- 👂 low encrustation tendency
- 👂 Highly Radiopacity
- 👂 Black Silicone



### Product Code:

Product	Size	Code
Silicone Double J Stent	5 Fr	14H0350-(len)-(S/M)- (OE/CE)
Silicone Double J Stent	5.5 Fr	14H0355-(len)-(S/M)- (OE/CE)
Silicone Double J Stent	6 Fr	14H0360-(len)-(S/M)- (OE/CE)

- **Length: 24 / 26 / 28 / 30 Cm**
- **S for Single Loop, M for Multi loop,**
- **OE = Both Open End, CE = Both Close End**
- **For Example: DJ stent 6 Fr x 26 cm: - 14H010-60-26-S-OE-B**

## Triple J Stent –14H04

A ureteral stent or ureteric stent, is a thin tube inserted into the ureter to prevent or treat obstruction of the urine flow from the kidney.

The stent is usually inserted with the aid of a cystoscope. One or both ends of the stent may be coiled to prevent it from moving out of place; this is called a JJ stent, Triple J stent or pig-tail stent.

### Advanced Features:

- 🩺 Radiopaque for better visualization
- 🩺 Pigtail Loop Avoids slippage
- 🩺 Smooth Surface
- 🩺 Long life indwelling stents
- 🩺 low encrustation tendency
- 🩺 Highly Radiopacity

### Available in:

- 🩺 Multi loop/single loop
- 🩺 Both end Open
- 🩺 One end closed
- 🩺 Colour: Blue, Yellow, White
- 🩺 Hydrophilic coating
- 🩺 Stent with String



## Product Code:

Product	Size:	Code
Triple J Stent	3 Fr	14H0430-(len)-(S/M)- (OE/CE)
Triple J Stent	4 Fr	14H0440-(len)-(S/M)- (OE/CE)
Triple J Stent	4.5 Fr	14H0445-(len)-(S/M)- (OE/CE)
Triple J Stent	4.7 Fr	14H0447-(len)-(S/M)- (OE/CE)
Triple J Stent	4.8 Fr	14H0448-(len)-(S/M)- (OE/CE)
Triple J Stent	5 Fr	14H0450-(len)-(S/M)- (OE/CE)
Triple J Stent	5.5 Fr	14H0455-(len)-(S/M)- (OE/CE)
Triple J Stent	6 Fr	14H0460-(len)-(S/M)- (OE/CE)
Triple J Stent	7 Fr	14H0470-(len)-(S/M)- (OE/CE)
Triple J Stent	8 FR	14H0480-(len)-(S/M)- (OE/CE)

- **Length: 8 – 32 Cm**
- **S for Single Loop, M for Multi loop,**
- **OE = Both Open End, CE = Both Close End**
- **Colour: Add suffix- Blue = 'B', White = 'W', Yellow = 'Y'**
- **For SUTURE Add Suffix = 'S'**

**For Example: Triple J stent 6 Fr x 26 cm: - "14H04-60-26-S-OE-B"**

## Endopyelotomy Stent – 14H07

Endopyelotomy Stent is used for temporary internal drainage from the ureteropelvic junction to the bladder following incision of a stricture.

### Advanced Features:

- 🩺 High radiopaque for better visualization
- 🩺 Large diameter at incised utero-pelvic junction provides optimal healing & drainage
- 🩺 Pigtail for better retention
- 🩺 Prevent growth of ureteral wall to the stent
- 🩺 Segment with no sideports prevents post-operative narrowing of the ureteral lumen
- 🩺 Mainly used for patient having malignancy



### Product Code:

Product	Size	Code
Endopyelotomy Stent	5FR/10 FR X 26 cm	14H07AA
Endopyelotomy Stent	6FR/12 FR X 26 cm	14H07AB
Endopyelotomy Stent	7FR/14 FR X 26 cm	14H07AC

## PCN(Percutaneous nephrostomy) Catheter – 14H05

PCN (percutaneous nephrostomy) Catheter Used temporary drainage & irrigation of urine from kidney by direct puncture in presence of distal obstruction. PCN Drainage Catheter with luer lock.

### Advanced Features:

- ☺ Radiopaque for better visualization
- ☺ Pigtail tip configuration helps in the retention of the distal tip in the renal pelvis
- ☺ Smooth Surface
- ☺ Locking types has more retention and can be kept for longer duration
- ☺ Flexible material
- ☺ Highly Radiopacity



### Available in:

- ☺ With / without Needle
- ☺ With / without Urine Bag
- ☺ With locking mechanism & needle

### Product Code:

Size	PCN Catheter Without Needle	PCN Catheter With Needle
<b>6 Fr</b>	14H0560-(len)	14H0560-(len)-N
<b>8 Fr</b>	14H0580-(len)	14H0580-(len)-N
<b>8.5 Fr</b>	14H0585-(len)	14H0590-(len)-N
<b>10 Fr</b>	14H05100-(len)	14H05100-(len)-N
<b>12 Fr</b>	14H05120-(len)	14H05120-(len)-N
<b>14 Fr</b>	14H05140-(len)	14H05140-(len)-N
<b>16 Fr</b>	14H05160-(len)	14H05160-(len)-N
<b>18 Fr</b>	14H05180-(len)	14H05180-(len)-N

- **Length: 22 & 30 Cm**
- **For Example: PCN Catheter with Needle 6 Fr x 30 cm: 14H05-60-30-N**



## PCN(Percutaneous nephrostomy) Catheter Set– 14H06

PCN (percutaneous nephrostomy) Catheter KIT Used temporary drainage & irrigation of urine from kidney by direct puncture in presence of distal obstruction.

### Advanced Features:

- The pigtail tip and J configuration helps in retention of the distal tip in renal pelvis
- Highly Radiopaque for better visualization



### Set Includes

IP Needle | Guide Wire | Dilators | Drainage Catheter | Urine Bag connector | Scalpel | Catheter holding disc | Stop Cock.

### Product Code:

Product	Size	Code
PCN Catheter Kit	6 Fr	14H0660-(len)
PCN Catheter Kit	8 Fr	14H0680-(len)
PCN Catheter Kit	8.5 Fr	14H0685-(len)
PCN Catheter Kit	10 Fr	14H06100-(len)
PCN Catheter Kit	12 Fr	14H06120-(len)
PCN Catheter Kit	14 Fr	14H06140-(len)
PCN Catheter Kit	16 Fr	14H06160-(len)
PCN Catheter Kit	18 Fr	14H06180-(len)

- Length: 22 & 30 Cm
- For Example: PCN Catheter KIT 8 Fr x 30 cm: 14H06-80-30

## Malecot Nephrotomy Catheter – 14H08

Malecot Nephrotomy catheter is used for percutaneous placement of malecot catheter in the renal pelvis for nephrostomy drainage.

This is a winged type of catheter like a mushroom with slots in it. These catheters are best for drainage of thick viscous fluids. It is generally used to provide drainage following open renal or bladder Surgery.



### Advanced Features:

- 🏠 Radiopaque for better visualization
- 🏠 Round tip malecot catheter reduces the trauma to the tissues
- 🏠 Malecot flower design enhanced drainage & promote catheter retention

### Product Code:

Size	Malecot nephrotomy Catheter Without Needle	Malecot Nephrotomy Catheter With Needle
<b>08 Fr x 30 cm</b>	14H0808	14H0808-N
<b>10 Fr x 30 cm</b>	14H0810	14H0810-N
<b>12 Fr x 30 cm</b>	14H0812	14H0812-N
<b>14 Fr x 30 cm</b>	14H0814	14H0814-N
<b>16 Fr x 30 cm</b>	14H0816	14H0816-N
<b>18 Fr x 30 cm</b>	14H0818	14H0818-N
<b>20 Fr x 30 cm</b>	14H0820	14H0820-N
<b>22 Fr x 30 cm</b>	14H0822	14H0822-N
<b>24 Fr x 30 cm</b>	14H0824	14H0824-N

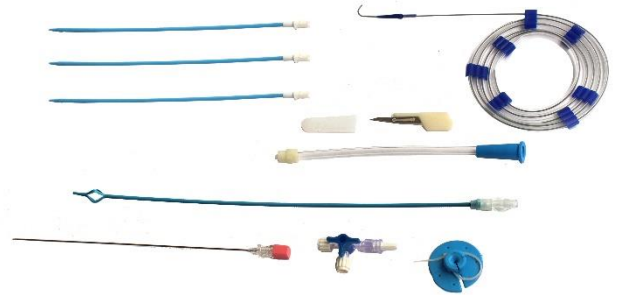
- **For Example: Malecot nephrostomy Catheter with Needle  
10 Fr x 30 cm: 14H08-10-N**

## Malecot Catheter Set – 14H09

Malecot Catheter Set used for percutaneous placement of a malecot catheter in the renal pelvis for nephrostomy drainage.

### Advanced Features:

- 🏠 Radiopaque for better visualization
- 🏠 The flower provides formation provides better retention of the pelvis and provides a better drainage of the fluid



### Set Consists:

IP Needle | Guide Wire | Dilators | Drainage Catheter | Urine Bag Connector | Scalpel | Catheter Holding disc | Stop Cock.

### Product Code:

Size	Size	Code
Malecot Catheter Set	8 Fr	14H0980
Malecot Catheter Set	8.5 Fr	14H0985
Malecot Catheter Set	10 Fr	14H09100
Malecot Catheter Set	12 Fr	14H09120
Malecot Catheter Set	14 Fr	14H09140
Malecot Catheter Set	16 Fr	14H09160
Malecot Catheter Set	18 Fr	14H09180
Malecot Catheter Set	20 Fr	14H09200


- For Example: Malecot Catheter Set 10 Fr x 30 cm: 14H09-10

## Re-Entry Malecot Nephrostomy Catheter – 14H10

Re-Entry Malecot Nephrostomy Catheter used as a nephrostomy catheter and ureteral stent. Used for drainage, tract maturation and maintenance for percutaneous procedures.

### Advanced Features:

- 👁️ Radiopaque for better visualization
- 👁️ Smooth Surface for ease of introduction



### Product Code:

Size	Size	Code
Re-Entry Malecot Nephrostomy Catheter	8/4 Fr x 45 cm	14H10084
Re-Entry Malecot Nephrostomy Catheter	10/6 Fr x 45 cm	14H10106
Re-Entry Malecot Nephrostomy Catheter	12/6 Fr x 45 cm	14H10126
Re-Entry Malecot Nephrostomy Catheter	14/6 Fr x 45 cm	14H10146
Re-Entry Malecot Nephrostomy Catheter	16/6 Fr x 45 cm	14H10166
Re-Entry Malecot Nephrostomy Catheter	16/7 Fr x 45 cm	14H10167

- **For Example: Re-Entry Malecot Nephrostomy Catheter 10/6 Fr cm: 14H10-106**

## Suprapubic Catheterization Set – 14H11

A suprapubic catheter is hollow flexible tube that is used to drain urine from the bladder. Suprapubic Catheter is inserted into the bladder through a cut in the tummy, a few inches below the navel (tummy button).

It is also known as Urinary catheter, Suprapubic Catheterization, SPC Catheter, Suprapubic Catheter Introducer, Bladder Catheter, Suprapubic catheter cystostomy inserted Catheter drainage.

### Advanced Features:

- 🏥 Allows easy, comfortable catheter insertion
- 🏥 Minimum tissue damage and trauma
- 🏥 Helps prevent encrustation to allow longer indwelling time



### Suprapubic Catheter Set Content:

- 🏥 Foley Catheter – 1Pcs
- 🏥 Metal Trocar – 1Pcs
- 🏥 Scalpel Blade – 1Pcs



### Product Code:

Size	Latex – Plastic Trocar	Silicone – Plastic Trocar	Latex – Metal Trocar	Silicone – Metal Trocar
<b>10 FG</b>	14H1110-L-P	14H1110-S-P	14H1110-L-M	14H1110-S-M
<b>12 FG</b>	14H1112-L-P	14H1112-S-P	14H1112-L-M	14H1112-S-M
<b>14 FG</b>	14H1114-L-P	14H1114-S-P	14H1114-L-M	14H1114-S-M
<b>15 FG</b>	14H1115-L-P	14H1115-S-P	14H1115-L-M	14H1115-S-M
<b>16 FG</b>	14H1116-L-P	14H1116-S-P	14H1116-L-M	14H1116-S-M
<b>18 FG</b>	14H1118-L-P	14H1118-S-P	14H1118-L-M	14H1118-S-M
<b>20 FG</b>	14H1120-L-P	14H1120-S-P	14H1120-L-M	14H1120-S-M
<b>22 FG</b>	14H1122-L-P	14H1122-S-P	14H1122-L-M	14H1122-S-M

## Ureteric Catheter – 14I01


Ureteric Catheter used for catheterization of the urinary tract during intraoperative procedures, includes the following operations like injection of contrast media, navigation of a tortuous ureter, Access, advancement or exchange of ancillary devices including guide wires. It is also known as ureteral catheter.

### Advanced Features:

- 🏆 Smooth Surface
- 🏆 Made in High Grade Medical Material

### Types:

- 🏆 Open End
- 🏆 Closed End
- 🏆 Cone Tip/ Blub Tip



### Product Code:

Size	Ureteric Catheter	Uretheric Catheter Cone Tip	Ureteric Catheter Angle Tip
<b>3 Fr</b>	14I0103[OE/CE]	14I0103[OE/CE]-C	14I0103[OE/CE]-A
<b>4 Fr</b>	14I0104[OE/CE]	14I0104[OE/CE]-C	14I0104[OE/CE]-A
<b>5 Fr</b>	14I0105[OE/CE]	14I0105[OE/CE]-C	14I0105[OE/CE]-A
<b>6 Fr</b>	14I0106[OE/CE]	14I0106[OE/CE]-C	14I0106[OE/CE]-A
<b>7 Fr</b>	14I0107[OE/CE]	14I0107[OE/CE]-C	14I0107[OE/CE]-A
<b>8 Fr</b>	14I0108[OE/CE]	14I0108[OE/CE]-C	14I0108[OE/CE]-A
<b>9 Fr</b>	14I0109[OE/CE]	14I0109[OE/CE]-C	14I0109[OE/CE]-A


- For OE = Open End, CE= Close End
- For Example: Ureteric Catheter 3 Fr x 70 cm OE: 14I01-03-OE

## Urology Dual Lumen Catheter – 14I02

Dual Lumen Catheter used to inject contrast, insert guide wire and can also be used as a dialtor.can be used for a number of functions such as maintaining drainage, infusion of contrrast media and ureteral dilation.

### Advanced Features:

- 🩺 Smooth Surface
- 🩺 Tapere tip enables the dilation of ureter
- 🩺 Provides an independent guide wire lumen & injection lumen
- 🩺 Eliminates the need for multiple catheterization



### Product Code:

Product	Size	Code
Dual Lumen catheter	8 Fr	14I0208
Dual Lumen catheter	10 Fr	14I0210
Dual Lumen catheter	12 Fr	14I0212
Dual Lumen catheter	14 Fr	14I0214


- For Example: Dual Lumen Catheter 8 Fr x 50 cm: 14I02-08

## Urodynamic Catheter – 14I03

Urodynamic Catheter measuring eye is in each case located on the catheter shaft 70 mm from tip. Color –tinted ch4.5 pressure lines correspond closely with catheter lumen, whit a translucent tinted and winged female luer fitted to each line.

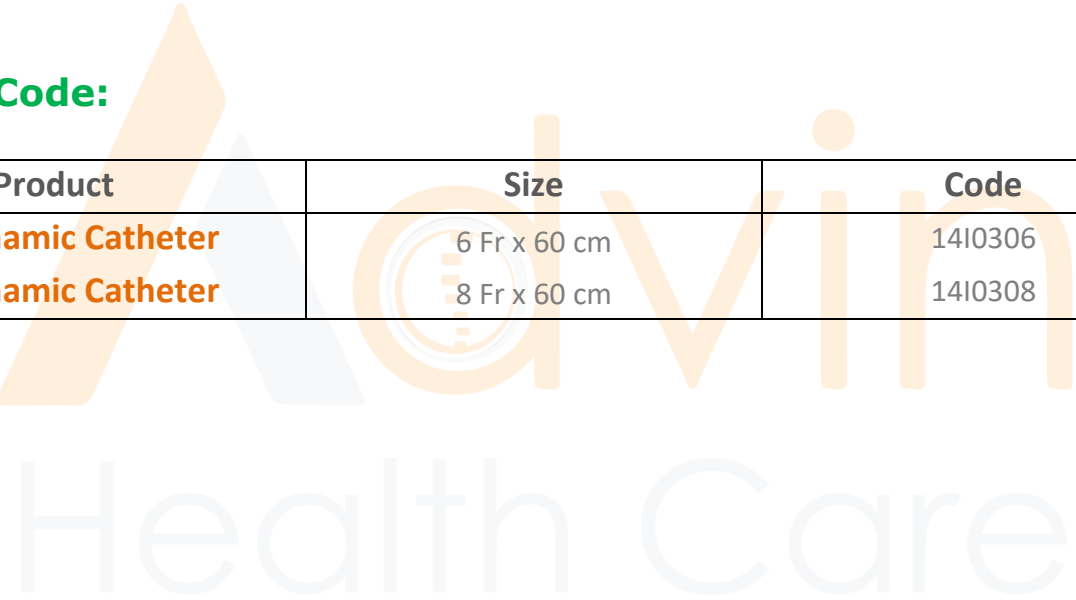
### Advanced Features:

- 🩺 Sterile, Single Use
- 🩺 High Grade medical Material
- 🩺 Better utilisation of human resources



### Product Code:

Product	Size	Code
Urodynamic Catheter	6 Fr x 60 cm	14I0306
Urodynamic Catheter	8 Fr x 60 cm	14I0308



## Clean Intermittent Catheter – 14I04

Clean Intermittent Catheter (CIC) is a technique for draining urine from the bladder in regular intervals. IT can be used to prevent urinary tract infections and wetting by patients that have difficulty emptying the bladder completely.

When the bladder remains filled with urine for long periods of time, it can provide an ideal setting for rapid bacterial growth.

CIC empties the bladder before bacteria can multiply sufficiently to cause an infection. CIC also prevents wetting by patients with an overflow incontinence, a condition in which urine leaks from the full bladder and dribbles out.

### Advanced Features:

- 🩺 Sterile, Single Use
- 🩺 They catheters are made of transparent PVC
- 🩺 Catheters are supplied in sterile, Peel-open packages



### Types

- 🩺 Male
- 🩺 Female

### Product Code:

Size	16 cm	35 cm	40 cm
<b>10 Fr</b>	14I041016	14I041035	14I041040
<b>12 Fr</b>	14I041216	14I041235	14I041240
<b>14 Fr</b>	14I041416	14I041435	14I041440
<b>16 Fr</b>	14I041616	14I041635	14I041640
<b>18 Fr</b>	14I041816	14I041835	14I041840

- For Male = 'M', Female = 'F' Add Suffix = M/F
- For Example: Clean Intermittent Catheter(CIC) Male 10 Fr x 35cm:  
**14I04-10-35-M**

## Foley's Balloon Catheter – 14I05

Foley catheter is a flexible tube that a clinician passes through the urethra and into the bladder to drain urine. It is the most common type of indwelling urinary catheter.

The tube has two separated channels, or lumens, running down its length. One lumen, open at both ends, drains urine into a collection bag. The other has a valve on the outside end and connects to a balloon at the inside tip.

### Advanced Features:

- 🩺 Symmetrical large capacity balloon ensuring a straight tip for proper flow and good sphincter action thus preventing bladder leakage
- 🩺 Used for short/long term urine drainage
- 🩺 Manufactured from natural rubber coated with silicone to eliminate the risk of encrustation
- 🩺 Coned distal end provided with burr free eyes for atraumatic intubation
- 🩺 Hard valve ensures easy inflation and deflation of balloon
- 🩺 Color coded for instant size identification
- 🩺 Sterile, individually packed in peelable pack



### Types of Foley Balloon Catheter

- 🩺 Latex / Silicone
- 🩺 2 Way/ 3 Way

## Product Code:

Size	Latex Foley Catheter		Silicone Foley Catheter	
	2 Way	3 Way	2 Way	3 Way
<b>8 Fr</b>	14I0508L2	14I0508L3	14I0508S2	14I0508S3
<b>10 Fr</b>	14I0510L2	14I0510L3	14I0510S2	14I0510S3
<b>12 Fr</b>	14I0512L2	14I0512L3	14I0512S2	14I0512S3
<b>14 Fr</b>	14I0514L2	14I0514L3	14I0514S2	14I0514S3
<b>16 Fr</b>	14I0516L2	14I0516L3	14I0516S2	14I0516S3
<b>18 Fr</b>	14I0518L2	14I0518L3	14I0518S2	14I0518S3
<b>20 Fr</b>	14I0520L2	14I0520L3	14I0520S2	14I0520S3
<b>22 Fr</b>	14I0522L2	14I0522L3	14I0522S2	14I0522S3
<b>24 Fr</b>	14I0524L2	14I0524L3	14I0524S2	14I0524S3



## Foley Balloon Catheter – 14105

Foley catheter is a flexible tube that a clinician passes through the urethra and into the bladder to drain urine. It is the most common type of indwelling urinary catheter.

The tube has two separated channels, or lumens, running down its length. One lumen, open at both ends, drains urine into a collection bag. The other has a valve on the outside end and connects to a balloon at the inside tip.

### Advanced Features:

- 🏠 Symmetrical large capacity balloon ensuring a straight tip for proper flow and good sphincter action thus preventing bladder leakage
- 🏠 Used for short/long term urine drainage
- 🏠 Manufactured from natural rubber coated with silicone to eliminate the risk of encrustation
- 🏠 Coned distal end provided with burr free eyes for atraumatic intubation
- 🏠 Hard valve ensures easy inflation and deflation of balloon
- 🏠 Color coded for instant size identification
- 🏠 Sterile, individually packed in peelable pack



### Types OF Foley Balloon Catheter

- 🏠 Latex / Silicone
- 🏠 2 Way/ 3 Way

**Product Code:**

Size	Latex Foley Catheter		Silicone Foley Catheter	
	2 Way	3 Way	2 Way	3 Way
<b>8 Fr</b>	14I0508L2	14I0508L3	14I0508S2	14I0508S3
<b>10 Fr</b>	14I0510L2	14I0510L3	14I0510S2	14I0510S3
<b>12 Fr</b>	14I0512L2	14I0512L3	14I0512S2	14I0512S3
<b>14 Fr</b>	14I0514L2	14I0514L3	14I0514S2	14I0514S3
<b>16 Fr</b>	14I0516L2	14I0516L3	14I0516S2	14I0516S3
<b>18 Fr</b>	14I0518L2	14I0518L3	14I0518S2	14I0518S3
<b>20 Fr</b>	14I0520L2	14I0520L3	14I0520S2	14I0520S3
<b>22 Fr</b>	14I0522L2	14I0522L3	14I0522S2	14I0522S3
<b>24 Fr</b>	14I0524L2	14I0524L3	14I0524S2	14I0524S3



## Intrauterine Insemination Catheter – 14107

Intrauterine Insemination Catheter (IUI) are fabricated using clear polyethylene, 17cm in length, along with an OD of 2.00mm and an ID of 1.10mm, a 4.5cm distal segment with double side eyes and a rounded tip insures a very smooth entry through the cervix with minimal disturbance to the endometrial stroma.

It is available at very reasonable rates to our clients and within the specified time frame. This product is designed with a flexible body, which enables the catheter to fit itself to the curvature of the uterus. It is relatively a small and maneuverable IUI catheter.

### Advanced Features:

- 🩺 Sterile, Single Use
- 🩺 Super Smooth entry to the endometrial stroma
- 🩺 Soft inner catheter with double side eyes and rounded tip



### Product Code:

Product	Size	Code
<b>IUI Catheter</b>	17 cm	14105

## Tiemann Catheter – 14I08

Tiemann Catheter are used for intermittent catheterization and are markedly different to chronic in dwelling catheters and external catheters. It is also known as a Nelaton catheter & urethral catheters.

### Advanced Features:

- 👉 Smooth Surface
- 👉 Made in High Grade Medical Material
- 👉 Universal color-coded connectors
- 👉 Sterile & individually Packged
- 👉 Soft, Flexible & Curved Tip



### Product Code:

Product	Size	Code
Tiemann Catheter	10 Fr	14I0810-(len)
Tiemann Catheter	12 Fr	14I0810-(len)
Tiemann Catheter	14 Fr	14I0810-(len)
Tiemann Catheter	16 Fr	14I0810-(len)
Tiemann Catheter	18 Fr	14I0810-(len)

- Length: 30 / 40 cm
- For Example: Tiemann Catheter 10 Fr x 30 cm OE: 14I08-10-30

## Ureteral Access Sheath – 14J01

Ureteral Access Sheath used for ureteral dilation and to provide working channel for the introduction of flexible scope during ureteral access/RIRS procedure also available in hydrophilic coating.

### Advanced Features:

- 👉 Transparent Tip
- 👉 Platinum Ring
- 👉 Tapered Dilator
- 👉 Hydrophilic Coated



### Product Code:

Size	9.5/11.5 Fr	10.5/12.5 Fr	12/14 Fr
<b>35 cm</b>	14J019-35	14J0110-35	14J0112-35
<b>38 cm</b>	14J019-38	14J0110-38	14J0112-38
<b>45 cm</b>	14J019-45	14J0110-45	14J0112-45
<b>55 cm</b>	14J019-55	14J0110-55	14J0112-55

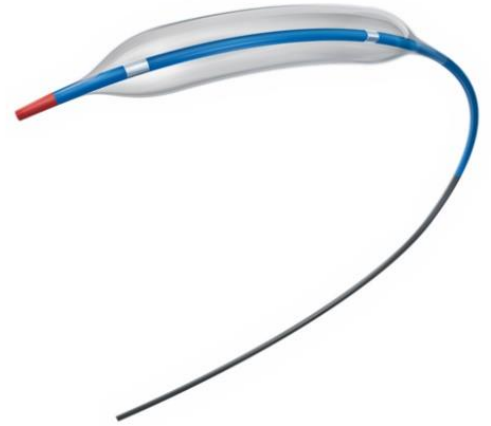
Advin Health Care

## Ureteral Balloon Dilator – 14J02

Ureteral Balloon Dilator used for ureteral dilation prior to ureteral stone manipulation or ureteroscopy and dilating the intermural ureter.

### Advanced Features:

- 🩺 Made in High grade medical material
- 🩺 Radiopaque markers indicate
- 🩺 Proximal & distal ends of balloon for fluroscopy placement
- 🩺 Sterile & single Use
- 🩺 Short tapered distal tip allows close approach to ureteral stone



### Product Code:

Product	Size	Code
Ureteral Balloon Dilator	3 Fr X 70 cm	14J0203
Ureteral Balloon Dilator	4 Fr x 70 cm	14J0204
Ureteral Balloon Dilator	5 Fr x 70 cm	14J0205
Ureteral Balloon Dilator	6 Fr x 70 cm	14J0206

## Nephrostomy Balloon Dilator – 14J03

Nephrostomy balloon dilator is also known as nephrotrac balloon dilator. It is used to dilate the musculofascial tract and renal capsule, establishing a nephrostomy tract during a percutaneous procedure.

### Advanced Features:

- 🩺 Exceptional dilatation capacity
- 🩺 Minimum kinking and bending during insertion, and risk of trauma
- 🩺 Fast deflation
- 🩺 Short, flexible, radio-opaque tip

### Size:

- 🩺 Balloon Width: 10 mm
- 🩺 Balloon Length: 10 cm
- 🩺 Shaft Length: 60 cm



### Product Code:


Product	Size	Code
<b>Nephrostomy Balloon Dilator</b>	7 Fr	14J0307

## Fascial Dilator Set – 14J05

Fascial Dilator Set used for fascial dilation, intended for stretching or enlarging the fascial tissue covering a cavity, tract or opening prior to a diagnostic or interventional procedure.

### Advanced Features:

- 🩺 Tapered End
- 🩺 Smooth Surface for ease of introduction
- 🩺 With/Without Hydrophilic coating radiopaque for better visualization
- 🩺 Sterile & single Use



### Size:

6 , 8, 10, 12, 14, 16, 18 & 20 Fr.

### Product Code:

Product	Size	Code
Fascial Dilator Set	6 - 16 Fr x 22 cm	14J0522
Fascial Dilator Set	6 - 16 Fr x 26 cm	14J0530

## Filiform Urethral Dilator – 14J07

Filiform Urthral Dilator is used for self dilation of urethra. It has smooth surface for ease of introduction and uniform taper to reduce truma.

### Advanced Features:

- 🩺 Sterile & single Use
- 🩺 Smooth Surface for ease of introduction
- 🩺 Uniform taper to reduce truma

### Types:

- 🩺 With/Without Hole
- 🩺 Straight/Curved

### Size:

6 , 8, 10, 12, 14, 16, 18, 20, 22 & 24 Fr



### Product Code:

Product	Size	Code
<b>Filiform Urethral Dilator</b>	6-24 FR	14J07

## Meatal Dilator – 14J08

Meatal Dilator used for self dilation of penile urethral meatus. Stretching of the urethra or the urethral opening for narrowing resulting in a poor urinary system.

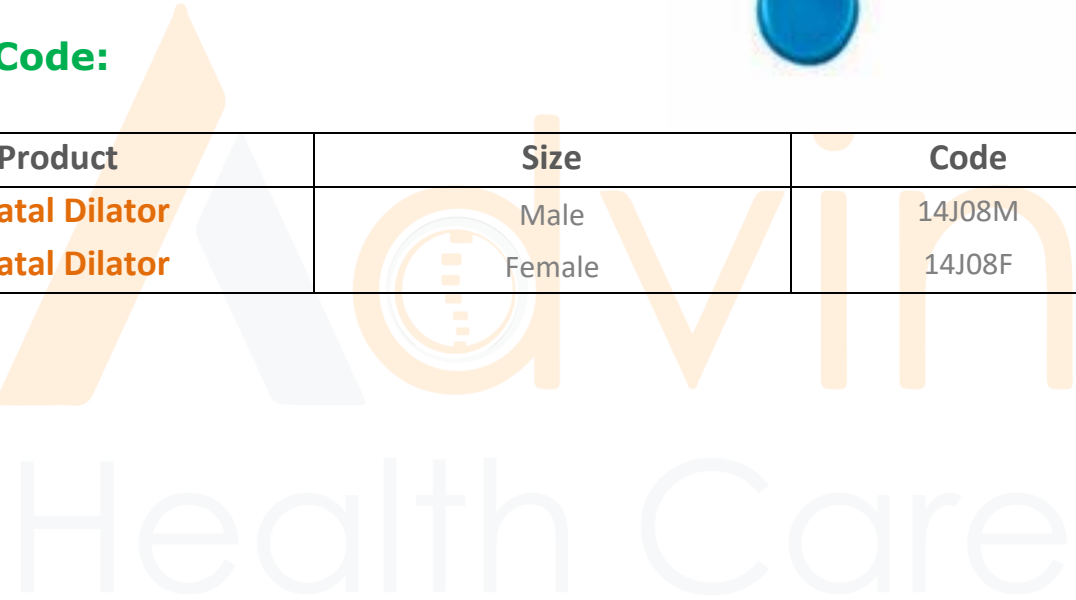
### Advanced Features:

- 🩺 Smooth surface for ease of introduction
- 🩺 Special atraumatic design
- 🩺 Designed in the manner to configure to the direction of the urethra
- 🩺 Separate designs for male & female.



### Product Code:

Product	Size	Code
Meatal Dilator	Male	14J08M
Meatal Dilator	Female	14J08F



## Nottingham Dilator – 14J09

Nottingham Dilator dilator used to dilate the intramural tunnel and ureter in one step. May also be used to inject contrast medium to determine sub-mucosal tunneling or anesthetic jelly to aid in dislodging uretral stones.

### Advanced Features:

- 🩺 Intended for one time use
- 🩺 Smooth finish
- 🩺 Used with 0.038" guide wire



### Product Code:

Product	Size	Code
Nottingham One-step dilator	8/4 Fr x 70 cm	14J0908
Nottingham One-step dilator	10/5 Fr x 70 cm	14J0910
Nottingham One-step dilator	12/6 Fr x 70 cm	14J0912
Nottingham One-step dilator	14/7 Fr x 70 cm	14J0914
Nottingham One-step dilator	16/8 Fr x 70 cm	14J0916

Advin Health Care

## Screw Dilator – 14J10

Screw Dilator Used for one step dilation. This can be used instead of sequential dilation. This dilator can be used along with amplatz sheath.

### Advanced Features:

- 🏠 Intended for one time use
- 🏠 Smooth finish
- 🏠 Sterile



### Product Code:

Product	22 cm	30 cm
<b>10 Fr</b>	14J101022	14J101030
<b>12 Fr</b>	14J101222	14J101230
<b>14 Fr</b>	14J101422	14J101430
<b>16 Fr</b>	14J101622	14J101630
<b>18 Fr</b>	14J101822	14J101830
<b>20 Fr</b>	14J102022	14J102030
<b>22 Fr</b>	14J102222	14J102230
<b>24 Fr</b>	14J102422	14J102430
<b>26 Fr</b>	14J102622	14J102630
<b>28 Fr</b>	14J102822	14J102830
<b>30 Fr</b>	14J103022	14J103030


- **Length: 22 cm, 30cm**
- **For Example: Screw Dilator 20 Fr x 30 cm = 14J10-20-30**

## Ureteral Dilator Set – 14J11

Ureteral Dilator Set used for dilation of the ureter prior to ureterorenoscopy and also for sequential (Step by step) dilation of the intramural tunnel and ureter and/or stone manipulation.

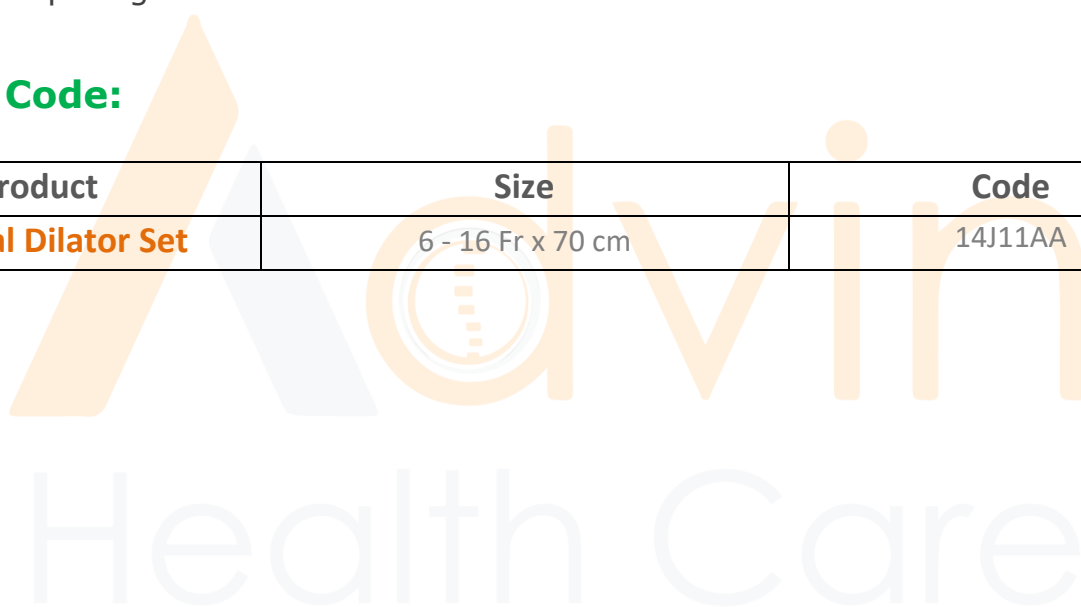
### Advanced Features:

- ☺ Intended for one time use
- ☺ Smooth Surface for ease of introduction
- ☺ Sterile ETO
- ☺ Radiopaque for better visualization
- ☺ Uniform tapering



### Product Code:

Product	Size	Code
<b>Ureteral Dilator Set</b>	6 - 16 Fr x 70 cm	14J11AA



## Urethral Dilator Set – 14J11

Urethral Dilator Set used for dilation of the ureter prior to ureterorenoscopy and also for sequential (Step by step) dilation of the intramural tunnel and ureter and/or stone manipulation.

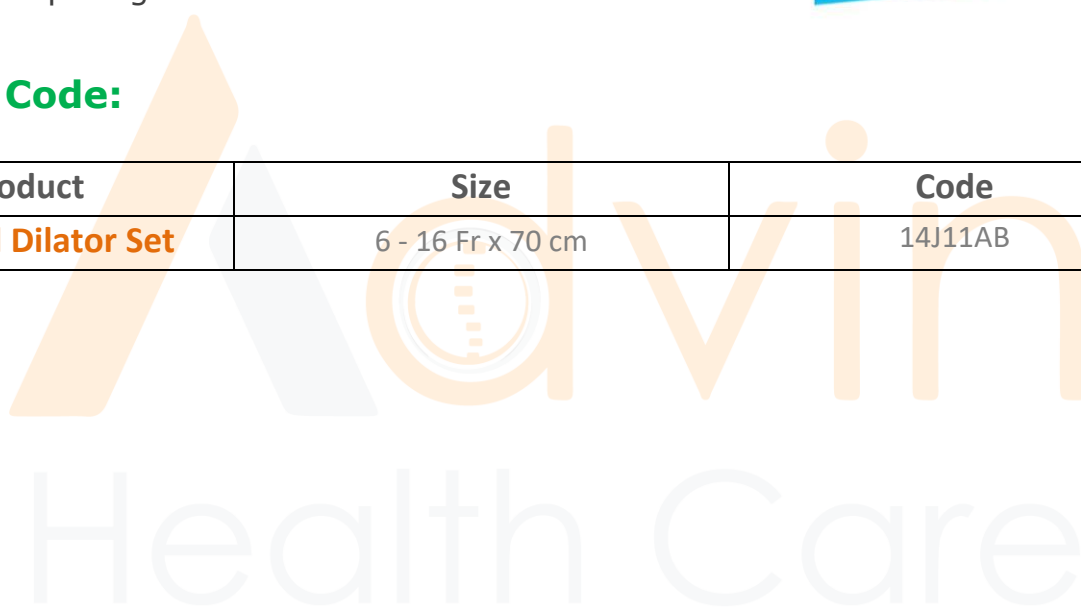
### Advanced Features:

- ☺ Intended for one time use
- ☺ Smooth Surface for ease of introduction
- ☺ Sterile ETO
- ☺ Radiopaque for better visualization
- ☺ Uniform tapering



### Product Code:




Product	Size	Code
<b>Urethral Dilator Set</b>	6 - 16 Fr x 70 cm	14J11AB



## S Curved Dilator Set – 14J12

S Shape Dilator used for dilation of male urethral strictures. It supports the natural curvature of the male urethra.

### Advanced Features:

-  Intended for one time use
-  Smooth Surface for ease of introduction
-  Sterile



**Length: 37 cm**

### Product Code:





Product	Size	Code
<b>S Shape Dilator Set</b>	6 – 16 Fr	14J12

Advin  
Health Care

## Amplatz Sheath – 14J13

Amplatz sheath used as a working channel to maintain a previously established nephrostomy tract for introduction of instruments and catheters during urological procedures.

### Advanced Features:

-  Made of teflon
-  Smooth surface
-  Radiopaque for better visualization
-  ETO Sterile



### Product Code:

Size	Amplatz Sheath	Amplatz Renal Dilator
<b>18 Fr</b>	14J1318	14J1318D
<b>20 Fr</b>	14J1320	14J1320D
<b>22 Fr</b>	14J3222	14J3222D
<b>24 Fr</b>	14J3224	14J3224D
<b>26 Fr</b>	14J3226	14J3226D
<b>28 Fr</b>	14J3228	14J3228D
<b>30 Fr</b>	14J3230	14J3230D


- **Length: 37 cm**
- **AMPLATZ RENAL DILATOR SET – 14J14**

## Nitinol Stone Retrieval Basket –14K01

Nitinol Stone Retrieval Basket is intended to be used in an endoscopic procedure for removal of urinary stones or foreign objects from the ureter or the kidney.

### Advanced Features:

- 👉 Adjustable knob allows for controlled and assured basket expansion
- 👉 The handle is fully detachable and refixable
- 👉 Ergonomic Handle
- 👉 Sterile & single use



### Available in:

- 👉 Tip / Tipless
- 👉 Segura/Helical
- 👉 4 & 5 Wire

### Product Code:

Size	Segura			Helical		
	70 CM	90 CM	110 CM	70 CM	90 cm	110 CM
<b>1.4 Fr</b>	14K011470S	14K011490S	14K0114110S	14K011470H	14K011490H	14K0114110H
<b>1.7 Fr</b>	14K011770S	14K011790S	14K0117110S	14K011770H	14K011790H	14K0117110H
<b>1.9 Fr</b>	14K011970S	14K011990S	14K0119110S	14K011970H	14K011990H	14K0119110H
<b>2.2 Fr</b>	14K012270S	14K012290S	14K0122110S	14K012270H	14K012290H	14K0122110H
<b>2.4 Fr</b>	14K012470S	14K012490S	14K0124110S	14K012470H	14K012490H	14K0124110H
<b>3 Fr</b>	14K013070S	14K013090S	14K0130110S	14K013070H	14K013090H	14K0130110H
<b>4 Fr</b>	14K014070S	14K014090S	14K0140110S	14K014070H	14K014090H	14K0140110H
<b>5 Fr</b>	14K015070S	14K015090S	14K0150110S	14K015070H	14K015090H	14K0150110H
<b>6 Fr</b>	14K016070S	14K016090S	14K0160110S	14K016070H	14K016090H	14K0160110H

- **Add suffix- Tip = 'TL'**
- **For Example: Stone Basket Nitinol Helical: 4 Fr x 90 cm: - 14K01-40-90-H-TL**


## Stainless Steel Stone Retrieval Basket –14K02

Stainless Steel Stone Retrieval Basket Used for manipulation and removal of ureteral stones from the bladder and ureter. Helical basket design effectively captures the stones and facilitates the retention of stone in the basket.

Segura Basket reduces the ureteral trauma during stone manipulation. Segura Basket Tipless is designed for easier manoeuvrability in the kidney and the ureter.

### Advanced Features:

- 🕒 Adjustable knob allows for controlled and assured basket expansion
- 🕒 The handle is fully detachable and refixable
- 🕒 Ergonomic Handle
- 🕒 Sterile & single use



### Available in:

- 🕒 Tip / Tipless
- 🕒 Segura/Helical
- 🕒 4 & 5 Wire

### Product Code:

Size	Segura			Helical		
	70 CM	90 CM	110 CM	70 CM	90 cm	110 CM
<b>2.5 Fr</b>	14K022570S	14K022590S	14K0225110S	14K022570H	14K022590H	14K0225110H
<b>3 Fr</b>	14K023070S	14K023090S	14K0230110S	14K023070H	14K023090H	14K0230110H
<b>4 Fr</b>	14K024070S	14K024090S	14K0240110S	14K024070H	14K024090H	14K0240110H
<b>5 Fr</b>	14K025070S	14K025090S	14K0250110S	14K025070H	14K025090H	14K0250110H
<b>6 Fr</b>	14K026070S	14K026090S	14K0260110S	14K026070H	14K026090H	14K0260110H


- For Example: Stone Basket SS Helical: 4 Fr x 90 cm: - 14K01-40-90-H

## Forceps Basket –14K03

Forceps Basket is designed to offer advantages of both a stone grasper & a stone basket. It allows easy grasp, release and removal of stones of various sizes throughout the urinary tract It is made of Nitinol.

### Advanced Features:

- 🏠 Adjustable knob allows for controlled and assured basket expansion
- 🏠 The handle is fully detachable and refixable
- 🏠 Ergonomic Handle
- 🏠 Sterile & single use



### Product Code:

Size	70 CM	90 CM	120 CM
1.9 Fr	14K031970	14K031990	14K0319120
2.2 Fr	14K032270	14K032290	14K0322120
2.5 Fr	14K032570	14K032590	14K0325120
3 Fr	14K033070	14K033090	14K0330120

## Stone Cone –14K04

Stone Cone used to prevent stone migration to the kidney during lithotripsy.

### Advanced Features:

- 🩺 Consists of retrieval coil made of non kinkable nitinol core wire with stainless steel sleeve
- 🩺 This coiled wire is supplied with a sheath, which is provided to straighten the coil during administration and with drawal
- 🩺 A torque device is located proximal to sheath to help in handling of device
- 🩺 Sterile ETO



### Product Code:

Product	Size	Code
Stone cone	3 Fr X 120 CM	14K0403

Advin  
Health Care

## Spider Basket –14K05

Spider Basket provides a unique net type geometry to capture and extract intact stones and prevent migration.

### Advanced Features:

- 🩺 Adjustable knob allows for controlled and assured basket expansion
- 🩺 The handle is fully detachable and refixable.
- 🩺 Ergonomic Handle
- 🩺 Sterile ETO & single use



### Product Code:





Size	70 cm	90 cm	120 cm
1.9 Fr	14K051970	14K051990	14K0519120
2.2 Fr	14K052270	14K052290	14K0522120
2.5 Fr	14K052570	14K052590	14K0525120
3 Fr	14K053070	14K053090	14K0530120


Health Care

## PCNL Basket –14E11

PCNL Basket are used for kidney stone removal.(PCN cases) The design is to provide atraumatic stone extraction in PCNL cases. Available with flexible Tip, Rigid Tip, & E circle Tip.

### Advanced Features:

-  Nitinol wire Tipless basket
-  The handle is fully detachable and refixable.
-  Ergonomic Handle
-  Autoclavable



### Product Code:

Size	37 cm	40 cm	42 cm
7 Fr	14E110737	14E110740	14E110742
8 Fr	14E110837	14E110840	14E110842
9 Fr	14E110937	14E110940	14E110942
12 Fr	14E111237	14E111240	14E111242

## PTFE Guide Wire – 14L01

PTFE Guide Wire are kink resistive with or without PTFE coating, galvanized stainless steel and having fixed core.

Flat wire outer coil allows for larger core and increased shaft rigidity to assist in navigating tortuous anatomy and device placement.

Smooth PTFE coating provides low coefficient of friction to facilitate advancement and catheter tracking. Tungsten-filled radiopaque tip enhances fluroscopic visualization.

### Advanced Features:

- 👉 Guide wire tip to be delivered to the desired position in a vessel
- 👉 Transmit rotational forces from the operators hand to the tip
- 👉 Advance balloon catheters/other devices on Guidewire
- 👉 Allows moving the distal tip to search for the true lumen
- 👉 Permits shape memory retention of the distal tip throughout
- 👉 better appreciated with non-coated/hydrophobic coated, coil tipped wires and it with hydrophilic coating

### Product Code:

Size	ST Tip	J Tip
<b>0.018" X 150 cm</b>	14L0118ST	14L0118JT
<b>0.025" X 150 cm</b>	14L0125ST	14L0125JT
<b>0.028" X 150 cm</b>	14L0128ST	14L0128JT
<b>0.032" X 150 cm</b>	14L0132ST	14L0132JT
<b>0.035" X 150 cm</b>	14L0135ST	14L0135JT
<b>0.038" X 150 cm</b>	14L0138ST	14L0138JT

## Hydrophilic Guide Wire –14L02

Hydrophilic guidewire provides an optimum level of lubricity to cross the most difficult lesion and facilitates successful clinical outcomes in the most challenging procedures.

The resilient hydrated gel coating provides a constant fluid layer on the wire surface for optimum lubricity and long lasting durability. Nitinol core wire and radiopaque jacket are designed to provide enhanced visibility.

### Advanced Features:

- 👉 Guide wire tip to be delivered to the desired position in a vessel
- 👉 Transmit rotational forces from the operators hand to the tip
- 👉 Advance balloon catheters/other devices on Guidewire
- 👉 Allows moving the distal tip to search for the true lumen
- 👉 Permits shape memory retention of the distal tip throughout
- 👉 better appreciated with non-coated/hydrophobic coated, coil tipped wires and it with hydrophilic coating



### Product Code:

Size	ST Tip	J Tip
<b>0.018" X 150 cm</b>	14L0218ST	14L0218JT
<b>0.025" X 150 cm</b>	14L0225ST	14L0225JT
<b>0.028" X 150 cm</b>	14L0228ST	14L0228JT
<b>0.032" X 150 cm</b>	14L0232ST	14L0232JT
<b>0.035" X 150 cm</b>	14L0235ST	14L0235JT
<b>0.038" X 150 cm</b>	14L0238ST	14L0238JT

## Zebra Guide Wire –14L03

Nitinol / Hydrophilic wire with striped jacket designed to provide excellent visualization feedback and handling.

### Advanced Features:

- 👉 Guide wire tip to be delivered to the desired position in a vessel
- 👉 Allows moving the distal tip to search for the true lumen
- 👉 Permits shape memory retention of the distal tip throughout
- 👉 Transmit rotational forces from the operators hand to the tip
- 👉 Advance balloon catheters/other devices on Guidewire
- 👉 Kink-resistant nitinol core
- 👉 Flexible PTFE jacket desinged for torque ability



### Enhanced visualization

Yellow and black striped pattern is designed to provide clear endoscopic visualization of wire movement.

Platinum distal tip is visible under fluroscopy to aid in confirmation of guidewire position.

### Product Code:

Size	ST Tip	J Tip
<b>0.025" X 150 cm</b>	14L0325ST	14L0325JT
<b>0.028" X 150 cm</b>	14L0328ST	14L0328JT
<b>0.032" X 150 cm</b>	14L0332ST	14L0332JT
<b>0.035" x 150 cm</b>	14L0335ST	14L0335JT
<b>0.038" X150 cm</b>	14L0338ST	14L0338JT


## Amplatz Guide Wire – 14L04

Amplatz Guide Wire is used to diverse range of procedure and anatomical conditions & placement of medical devices during diagnostic or interventional procedure.

Amplatz Guide Wire Also Known As Super stiff Guide Wire, Lunderquist Guide Wire.

### Advanced Features:

- 🩺 Guide wire tip to be delivered to the desired position in a vessel
- 🩺 Allows moving the distal tip to search for the true lumen
- 🩺 Permits shape memory retention of the distal tip throughout
- 🩺 Transmit rotational forces from the operators hand to the tip
- 🩺 Advance balloon catheters/other devices on Guidewire



### Product Code:


Size	ST Tip	J Tip
<b>0.032" X 150 cm</b>	14L0432ST	14L0432JT
<b>0.035" x 150 cm</b>	14L0435ST	14L0435JT

## Zebra Hydrophilic Guide Wire – 14L05

Zebra Hydrophilic Guide wire are used for negotiating tract during the surgical procedure. The advantages for access handling & flexible ureteroscopic passage.

### Advanced Features:

- 👉 Zebra Hydrophilic Guide wire tip designed for smooth access
- 👉 Guide wire Tip designed navigation through difficult anatomy
- 👉 Hydrophobic coated
- 👉 Flexible tip
- 👉 Sterile & single Use Only



### Product Code:

Product	Size	Code
Zebra Hydrophilic Guide Wire	0.025" X 150 cm	14L0525
Zebra Hydrophilic Guide Wire	0.028" X 150 cm	14L0528
Zebra Hydrophilic Guide Wire	0.032" X 150 cm	14L0532
Zebra Hydrophilic Guide Wire	0.035" x 150 cm	14L0535
Zebra Hydrophilic Guide Wire	0.038" X 150 cm	14L0538

## Plastibell Circumcision Device – 14M01

Plastibell is a single-use disposable plastic device mainly used to circumcise infants, but it can be used for boys up to 12 years of age.

The Plastibell plastic ring is placed under the foreskin and secured with a circumferential ligature, which prevents bleeding when the distal foreskin is excised.

### Advanced Features:

- 🏠 Single use Device
- 🏠 which prevents reuse and potential transmission of infection
- 🏠 Reduced risk of injury to the glans, compared to the Mogen clamp
- 🏠 No bandage is required, allowing for easy monitoring for bleeding or infection
- 🏠 Sterile, safe to use, individually packaged
- 🏠 Mismatched parts that often render other clamps unsafe or unusable



### Product Code:

product	Size	Code
Plastibell Circumcision Device	1.1 mm	14M0111
Plastibell Circumcision Device	1.2 mm	14M0112
Plastibell Circumcision Device	1.3 mm	14M0113
Plastibell Circumcision Device	1.4 mm	14M0114
Plastibell Circumcision Device	1.5 mm	14M0115
Plastibell Circumcision Device	1.6 mm	14M0116
Plastibell Circumcision Device	1.7 mm	14M0117
Plastibell Circumcision Device	1.8 mm	14M0118
Plastibell Circumcision Device	1.9 mm	14M0119

## Tru Cut Biopsy Needle – 14M02

A needle biopsy is a procedure to obtain a sample of cells from your body for laboratory testing. Common needle biopsy procedures include fine-needle aspiration and core needle biopsy.

Needle biopsy may be used to take tissue or fluid samples from muscles, bones, and other organs, such as the liver or lungs.

### Advanced Features:

- 🩺 20 mm specimen notch
- 🩺 Stylet removal also multiple sampling capabilities
- 🩺 Thin Wall needle larger core
- 🩺 Made from stainless steel
- 🩺 Sterile individually packaged



### Product Code:

product	Size	Code
Biopsy Needle	14 G	14M0214-[len]
Biopsy Needle	16 G	14M0216-[len]
Biopsy Needle	18 G	14M0218-[len]
Biopsy Needle	20 G	14M0220-[len]

- **Length: 9 - 25 cm**
- **For Example: Biopsy Needle 18 G x 25 cm: 14M02-18-25**

## Semi Automatic Biopsy Gun – 14M03

A Semi Automatic Biopsy Gun is a procedure to obtain a sample of cells from your body for laboratory testing. Common semi automatic biopsy gun procedures include fine-needle aspiration and core needle biopsy.

Semi Automatic Biopsy Gun may be used to take tissue or fluid samples from muscles, bones, and other organs, such as the liver or lungs.

### Advanced Features:

- 🩺 Sharp needle for safe & painless percutaneous
- 🩺 Centimeter marking on sliding needle stopper
- 🩺 Allows an optimal penetration control
- 🩺 Available in trocar tip version
- 🩺 Also used with CB introducer Coaxial needle
- 🩺 Sterile & individually packaged



### Product Code:

Product	Size	Code
Semi-Automatic Biopsy Gun	14 G x 10 cm	14M031410
Semi-Automatic Biopsy Gun	16 G x 16 cm	14M031616
Semi-Automatic Biopsy Gun	18 G x 10 cm	14M031810
Semi-Automatic Biopsy Gun	18 G x 16 cm	14M031815
Semi-Automatic Biopsy Gun	18 G x 25 cm	14M031826
Semi-Automatic Biopsy Gun	20 G x 10 cm	14M032010
Semi-Automatic Biopsy Gun	20 G x 16 cm	14M032016

## Automatic Biopsy Gun – 14M04

Automatic Biopsy Gun may be used to take tissue or fluid samples from muscles, bones, and other organs, such as the liver or lungs.

Automatic Biopsy gun can be easily operated one hand. IT used for procedures requiring ultrasound guidance.

### Advanced Features:

- 👉 Light Weight, Easy to use
- 👉 Unique Rapid Fire
- 👉 Two stage Firing
- 👉 Easily Operated By one Hand
- 👉 Sterile & individually packaged.
- 👉 Centimeter Marking on the needle for helps to oncologist to estimate the distance penetrated.



### Product Code:

Product	Size	Code
Automatic Biopsy Gun	14 G x 10 cm	14M041410
Automatic Biopsy Gun	14 G x 16 cm	14M041416
Automatic Biopsy Gun	16 G x 10 cm	14M041610
Automatic Biopsy Gun	16 G x 16 cm	14M041616
Automatic Biopsy Gun	18 G x 10 cm	14M041810
Automatic Biopsy Gun	18 G x 16 cm	14M041816
Automatic Biopsy Gun	18 G x 20 cm	14M041820
Automatic Biopsy Gun	18 G x 25 cm	14M041825
Automatic Biopsy Gun	20 G x 10 cm	14M042010
Automatic Biopsy Gun	20 G x 16 cm	14M042016
Automatic Biopsy Gun	20 G x 20 cm	14M042020

## Initial Puncture Needle – 14M05

Initial Puncture Needle used for percutaneous nephrostomy cyst puncture deep tissue access and all other percutaneous applications.

Initial Puncture Needle also called as I. P. Needle.

IP Needle is used to puncture and extract these small cysts from various organs without causing damage to the skin. Deep tissue access is very important for several diagnostic tests for the patient. In such cases IP Needle is very useful.

### Advanced Features:

- 🩺 Disposable needle
- 🩺 Easily Operated By one Hand
- 🩺 Sharpe Needle, painless
- 🩺 Sterile & individually packaged



### Product Code:

Product	Size	Code
Initial Puncture Needle	14 G	14M0514-[len]
Initial Puncture Needle	16 G	14M0516-[len]
Initial Puncture Needle	18 G	14M0518-[len]
Initial Puncture Needle	20 G	14M0520-[len]
Initial Puncture Needle	21 G	14M0521-[len]
Initial Puncture Needle	22 G	14M0522-[len]
Initial Puncture Needle	23 G	14M0523-[len]

- **Length: 15 cm to 25 cm**
- **TWO PART = Add suffix = '2'**
- **THREE PART = Add Suffix = '3'**
- **BEVEL /DIAMOND TIP = Add Suffix ='4'**
- **For Example: Initial puncture Needle: 20 G x 21 cm Diamond Tip: 14M05-20-21-4**

## Chiba Needle – 14M06

Chiba needle can be Considered as a universal needle used for percutaneous nephrotomy procedures, Cystological biopsies, needle-aspirations, thoracentesis exploratory punctures, to inject contrast dyes ETC.

### Advanced Features:

- 🩺 Disposable needle
- 🩺 Easily Operated By one Hand
- 🩺 Sharpe Needle, painless
- 🩺 Laceration & reach deep points without any excessive deviation
- 🩺 Sterile & individually packaged



### Product Code:

Product	Size	Code
Chiba Needle	16 G	14M0616-[len]
Chiba Needle	18 G	14M0618-[len]
Chiba Needle	20 G	14M0620-[len]
Chiba Needle	21 G	14M0621-[len]
Chiba Needle	22 G	14M0622-[len]
Chiba Needle	23 G	14M0623-[len]

- **Length: 15 cm to 25 cm**
- **For Example: Chiba Needle: 20 G x 15 cm: 14M06-20-15**

## Introducing Needle – 14M07

Introducing Needles are utilized for infusing or taking out blood from veins. The Y shape obtuse needle valve of these needle forestalls blood misfortune and aides in controlling the stream of liquid.

### Advanced Features:

- 🩺 Disposable needle
- 🩺 Smooth Surface For easy insert
- 🩺 Made from stainless steel material
- 🩺 More space in inner pass the guide wire
- 🩺 Sterile & individually packaged



### Available In

- 🩺 Square hub
- 🩺 Y shape Connector

### Product Code:

Product	Size	Code
<b>Introducing Needle</b>	18 G x 7 cm	14M0718

- **Add suffix: Y shape connector = 'Y'**
- **For example: Introducing Needle: 18 G x 7 cm: 14M07-18-Y**

## Penile Clamp – 14M08

Penile clamp is a device used in controlling male urine leakage, and can be very helpful for prostate surgery incontinence.

After prostate surgery, men often use these clamps to stop continuous urine leakage.

### Advanced Features:

- 👉 Ergonomic design
- 👉 Cost Effective
- 👉 Reusable
- 👉 Suitable

### Available In

- 👉 Plastic
- 👉 Metal

### Product Code:



Product	Size	Code
Penile Clamp	Plastic	14M08P
Penile Clamp	Metal	14M08M

## Contistrap Clamp – 14M08C

Contisrap clamp is a device used in controlling male urine leakage, and can be very helpful for prostate surgery incontinence.

After prostate surgery, men often use these clamps to stop continuous urine leakage.

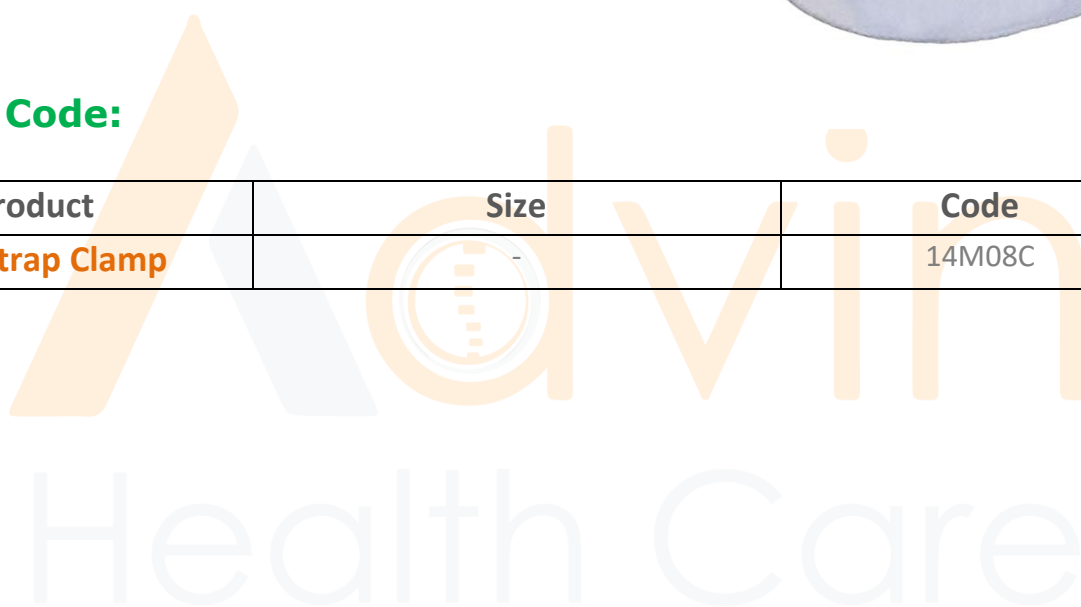
### Advanced Features:

- 👉 Ergonomic design
- 👉 Cost Effective
- 👉 Soft Pliable material
- 👉 Suitable



### Product Code:

Product	Size	Code
Contistrap Clamp	-	14M08C



## Stone Collector – 14M10

Stone Collector used to catch kidney stones in urine



### Product Code:

Product	Size	Code
Stone Collector	-	14M10



## Male Circumcision Kit– 14M11

Circumcision surgical procedure in males involves either a conventional "cut and stitch" surgical procedure or use of a circumcision instrument or device.

Male Circumcision Kit is also known as Disposable male Circumcision Kit, Male surgical circumcision kit.

### Kit includes:

- 🩺 Surgical Gloves (Sterile latex) – 3 pair
- 🩺 Sterile Vaseline gauze 10 cm
- 🩺 Cotton Wool ball
- 🩺 Disposable O-drape with 50 mm diameter Hole – (100 cm x 75 cm)
- 🩺 Plastic apron – Disposable
- 🩺 Hospital incontinent sheet 60 cm x 60 cm
- 🩺 Surgical blades Size – 24
- 🩺 Cutting Needle 76 mm long chromic output 3/0 mounted on 3/8 reverse
- 🩺 10 ml Syringes Without needle
- 🩺 Needle – 21 / 23 G - 2 / each



### Product Code:

Product	Size	Code
<b>Male Circumcision Kit</b>		14M11

## Aliskclamp –14M12

Aliskclamp Disposable Circumcision Device is most advanced circumcision device. Aliskclamo Disposable Circumcision device is safe, easiest and time saving circumcision device.

### Advanced Features:

- 👉 Aliskclamp deliver a perfect cut circumcision parallel to line of corona following the natural curve of individual gland penis
- 👉 Clean cut with excellent aesthetic look
- 👉 Aliskclamp is cutting of inner mucosa and the outer skin is same level



### Product Code:

Product	Size	Code
Aliskclamp	14 mm	14M1214
Aliskclamp	16 mm	14M1216
Aliskclamp	18 mm	14M1218
Aliskclamp	20 mm	14M1220
Aliskclamp	24 mm	14M1224
Aliskclamp	26 mm	14M1226
Aliskclamp	28 mm	14M1230
Aliskclamp	30 mm	14M1234
Aliskclamp	34 mm	14M1216

## Gomco Clamp-14M13

Gomco Clamp is designed to single doctor to perform circumcision quickly. Gomco Clamp is used to circumcision procedure.

Gomco Clamp Is also known as Gomco Circumcision Clamp.

### Advanced Features:

- 🩺 Perfect perform to circumcision procedure.
- 🩺 Durable & reusable
- 🩺 Autoclavable
- 🩺 Used for Adult & pediatric



### Product Code:

Product	Size	Code
Gomco clamp	29 mm	14M1329

Advin  
Health Care

## Urine Collection Bag – 05B01

Urine Collection bags collect urine. Your bag will attach to a catheter (tube) that is inside your bladder. You may have a catheter and urine drainage bag because you have urinary incontinence (leakage), urinary retention (not being able to urinate), surgery that made a catheter necessary, or another health problem.

### Advanced Features:

- 🩺 Manufactured from clinical grade non-toxic, transparent medical PVC sheet
- 🩺 Super Smooth kink resistant tube
- 🩺 Provided with non return valve to prevent backflow of fluid & bacterial migration
- 🩺 Sterile, individually packed in ribbon pack

### Available in:

- 🩺 2000 ml / 1500ml Capacity Bag
- 🩺 Top / Bottom Outlet
- 🩺 Various type of outlet valve T type
- 🩺 Hanger Option
- 🩺 Sampling Port



### Product Code:

Product	Size	Code
Urine Collection Bag	2000ml	05B0120

## Urometer – 05B04

Urometer has been designed for measurement of hourly urine output. Clear and transparent measured volume chamber provides accurate measurement. Urine Meter directly attached to two litre capacity Urine Bag with overflow facility.

### Advanced Features:

- 🕒 Designed for measurement of hourly urine output
- 🕒 Clear & transparent measured volume chamber provides accurate measurement
- 🕒 Attached from 2000 ml urine Bag
- 🕒 Completely closed circuit system to the eliminate the risk of contamination
- 🕒 Soft, Kink resistant medical grade PVC tube
- 🕒 Bottom or top outlet
- 🕒 Volume meter: 250 ml
- 🕒 Urine Bag : 2000 ml
- 🕒 Individually packed in box & sterile



### Product Code:

Product	Size	Code
Urometer	2000 ML	05B04

## Urine Leg Bag –05B02

Urine Leg bags collect urine. Your bag will attach to a catheter (tube) that is inside your bladder. You may have a catheter and urine drainage bag because you have urinary leakage, not being able to urinate, surgery that made a catheter necessary, or another health problem.

### Advanced Features:

- 🩺 Designed for measurement of hourly urine output
- 🩺 Attached from 2000 ml urine Bag
- 🩺 Soft, Kink resistant medical grade PVC tube
- 🩺 Bottom or top outlet
- 🩺 Easy to use straps provide secure attachment to legs
- 🩺 Urine Bag : 1000 ml
- 🩺 Individually packed in box & sterile



### Product Code:

Product	Size	Code
Urine Leg bag	1000 ML	05B02

Advin Health Care

## TUR (Trans Urethral Resection) SET – 05B05

TUR Set is used For endoscopic irrigation during Trans Urethral Resection of prostate gland.

### Advanced Features:

- 🩺 Manufactured from clinical grade non-toxic, transparent medical PVC sheet
- 🩺 Y shaped connector facilitates alternative changes solution
- 🩺 Thumb operated clamps smooth change of bottle
- 🩺 Proximal end fitted with flexible latex tubing for easy connection to endoscope
- 🩺 ETO Sterile, individually packed



### Product Code:

Product	Size	Code
TUR SET		05B05

Advin  
Health Care

## Path Finder – 14D10

The Pathfinder bulb irrigator is the discerning Basic irrigation device that provides the physician the option of controlling the flow of irrigation. It is also known as track finder.

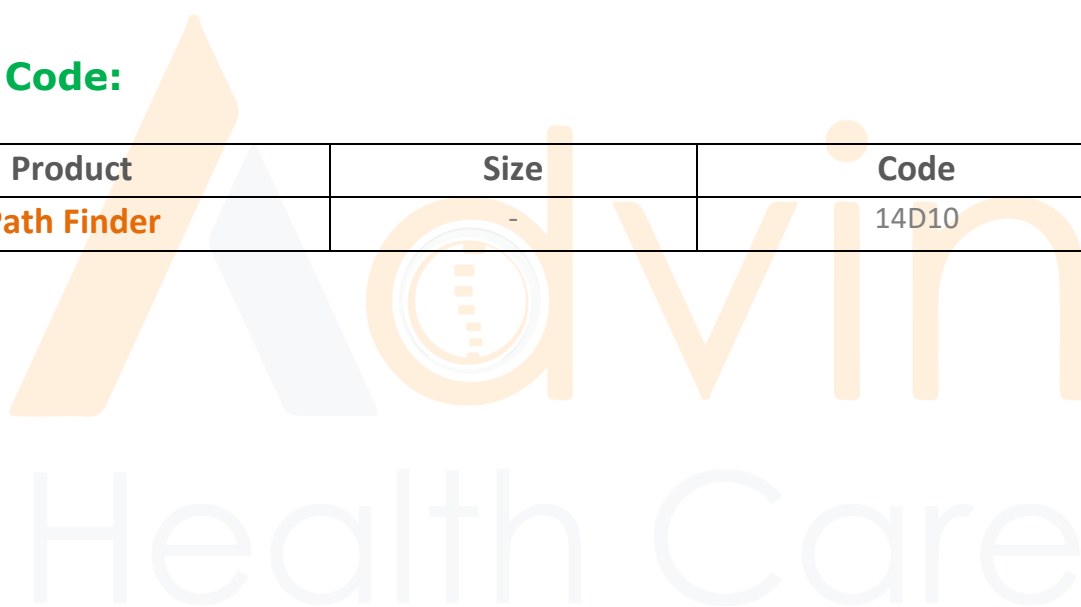
### Advanced Features:

- 🩺 Better Visualization
- 🩺 Continuous flow & pulsatile with minimal tubing
- 🩺 Highly accurate delivery
- 🩺 Bolus irrigation
- 🩺 Easily moved scope with bulb attached



### Product Code:

Product	Size	Code
Path Finder	-	14D10



## Penile Prosthesis– 14N01

A penile prosthesis, or penile implant, is a medical device which is surgically implanted within the corpora cavernosa of the penis during a surgical procedure.

The device is indicated for use in men with organic or treatment-resistant impotence or erectile dysfunction that is the result of various physical conditions such as cardiovascular disease, diabetes, pelvic trauma, Peyronie's disease, or as the result of prostate cancer treatments.

### Advanced Features:

- 👉 Solid Silicone
- 👉 Semi Rigid
- 👉 Flexible Implant
- 👉 Comfortable to patient
- 👉 Adjustable penile length
- 👉 Easy to implant
- 👉 Durable
- 👉 Most suitable for shorter penises



### Product Code:

Product	Size	Code
Penile Prosthesis	9	14N0109
Penile Prosthesis	11	14N0111
Penile Prosthesis	13	14N0113
Penile Prosthesis	15	14N0115

## Testicular Prosthesis – 14N02

Testicular Prosthesis is used for cosmetic treatment of monorchism and anorchism. Implantation of solid testicular can correct the deficiency cosmetically.

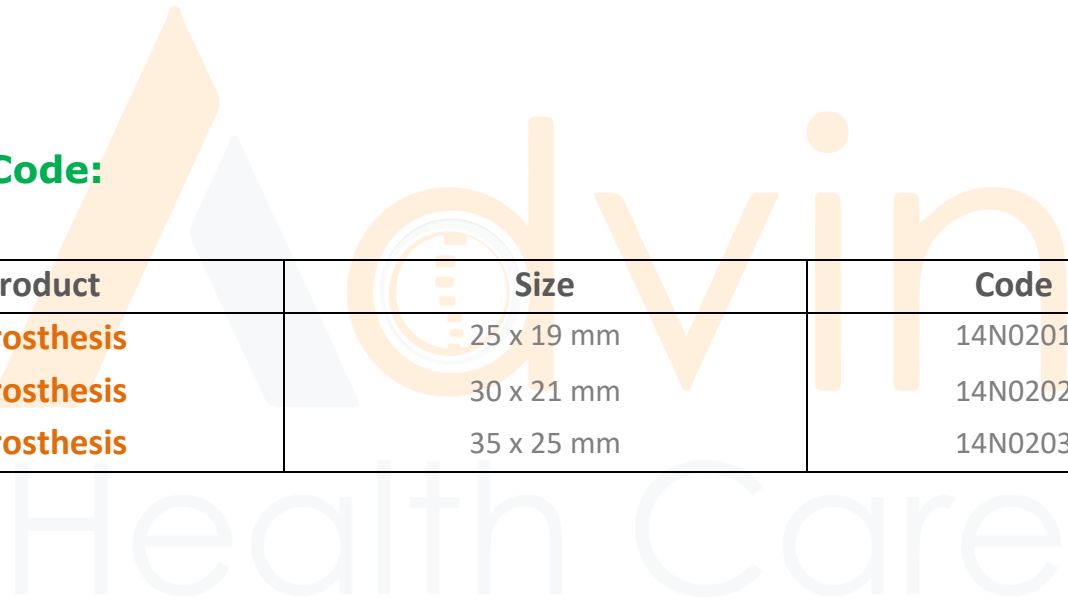
### Advanced Features:

- 👨‍⚕️ safe and effective
- 👨‍⚕️ feels real
- 👨‍⚕️ natural design



### Product Code:

Product	Size	Code
Testicular Prosthesis	25 x 19 mm	14N0201
Testicular Prosthesis	30 x 21 mm	14N0202
Testicular Prosthesis	35 x 25 mm	14N0203




## Urethral Sling– 14N03

A Urethral Sling is a device that is surgical implanted to stabilize the pelvic tissues and organs of women. The surgery that implants this device can help treat urinary incontinence & uterine prolapse.

### Advanced Features:

- 🩺 Safe and effective
- 🩺 Synthetic material



### Product Code:

Product	Size	Code
Urethral Sling	35 x 25 mm	14N03

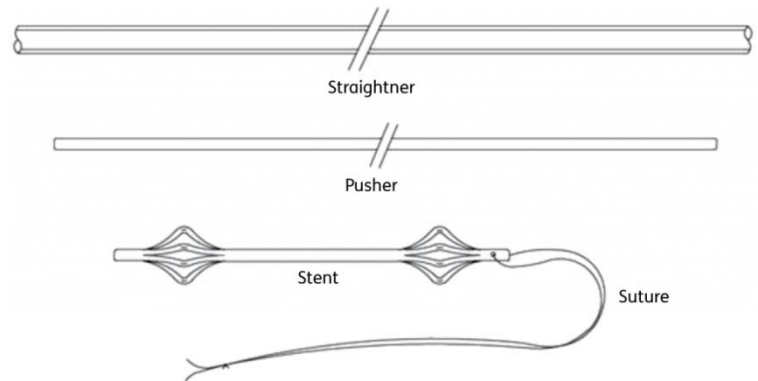
Advin Health Care

## Prostate Stent - 14N04

Prostate Stent is inserted through the urethra to the point of constriction, where it is allowed to expand. The pressure exerted by the Prostate Stent on the inside wall of the urethra widens its bore and reduces the obstruction to the urinary flow.

### Advanced Features:

- 🩺 Sterile
- 🩺 Made in Radiopaque Polyurethane material
- 🩺 Single Use Only
- 🩺 Smooth Surface
- 🩺 low encrustation tendency
- 🩺 Individually Packed

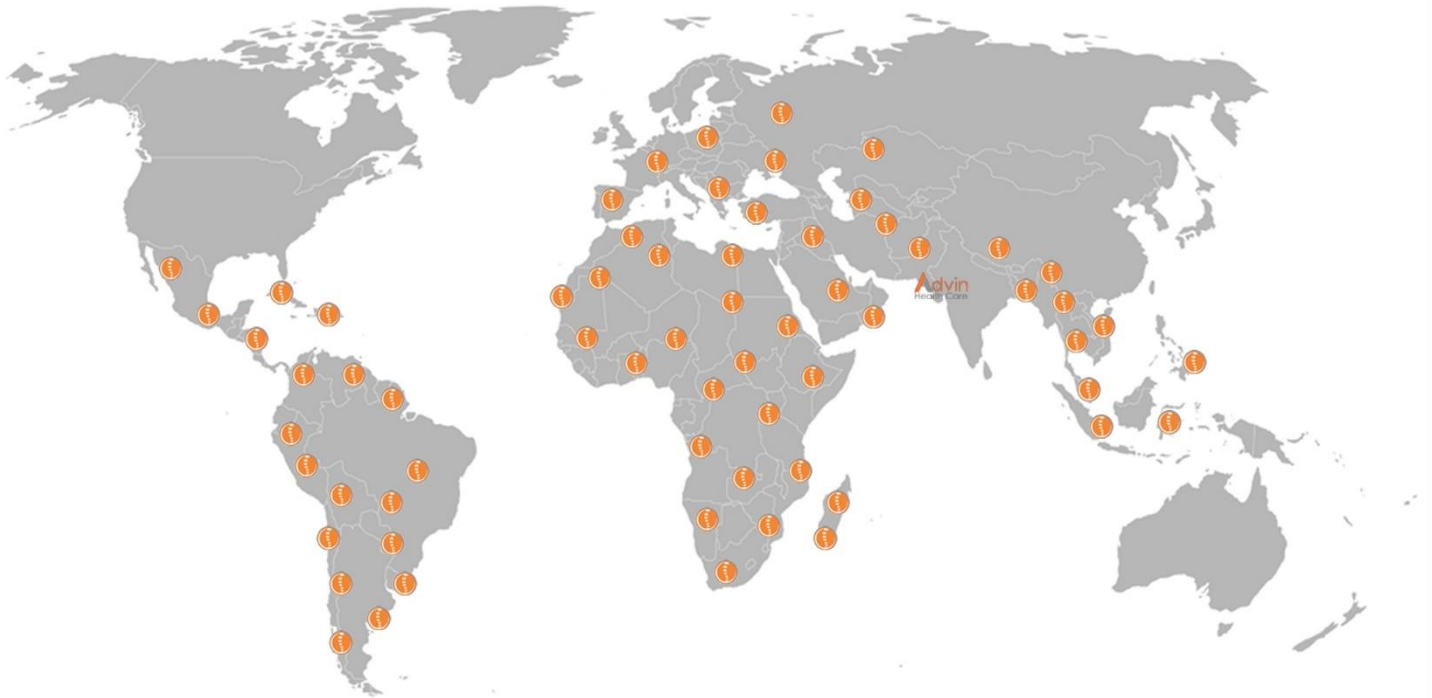


### Product Code:

Product	Size	Code
Prostate stent	12 Fr x 3 cm	14N0412
Prostate stent	14Fr x 4 cm	14N0414
Prostate stent	16 Fr x 5 cm	14N0416



**EXPORT MORE THAN  
85 COUNTRIES**



**JOIN OUR  
GLOBAL NETWORK**

---



[exports@advinhealthcare.com](mailto:exports@advinhealthcare.com)



[www.advinhealthcare.com](http://www.advinhealthcare.com)  
[www.advinurology.com](http://www.advinurology.com)



+91 7600 72 72 50